

TABLE OF CONTENTS

G43T-3L

Rev: 1.0.

*	McCreary(Corporate) ,vPro	
	Eaglelake Q: Corporate Integrated Graphics	
*	Boulder Creek(consumer) ,VIIV	
	Eaglelake G: Consumer Integrated Graphics	
	Eaglelake P: Consumer Discrete Graphics	

	PCB	Total Thickness	Core Prepreg
*	BearLake	62 mil	50 mil
	EagleLake	59 mil	47 mil

www.aitech1.ru

DEVICE	IDSEL	INT#	REQ#	GNT#
PCI1	17	E/F/G/H	PEQ1	GNT1
PCI2	18	F/G/H/E	PEQ0	GNT0

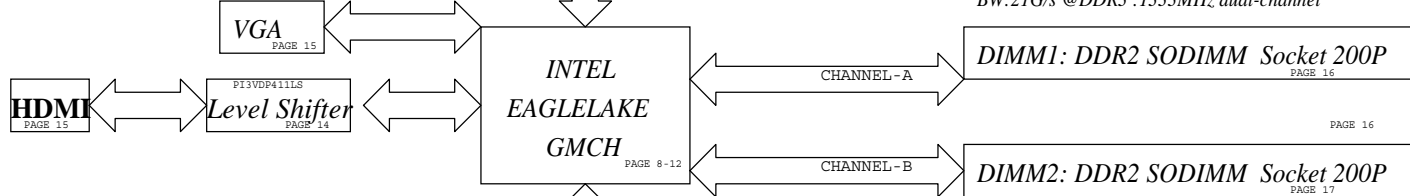
**INTEL
LGA 775 pin**
Intel P4 Processor Core 2 Duo
& Core 2 Quad & Dual Core

PAGE 4-6

FSB : 800MHz & Freq : 200MHz
FSB : 1066MHz & Freq : 266MHz
FSB : 1333MHz & Freq : 333MHz

BW : 10GB/s

DDR3 : 800/1066/1333MHz
BW:10.6G/s @DDR3 :1333MHz single-channel
BW:21G/s @DDR3 :1333MHz dual-channel



BW : 480MB/s @Freq : 48MHz

USBLAN
2 ports
USB X2
2ports
F_USB
4 ports

USB V2.0
PAGE 25

**INTEL
ICH9/10**

PAGE 19-22

BW : 500MB/s @Freq : 100MHz

MINI PCIE X 2

PAGE 26

**PHY
(Giga LAN)**

PAGE 31

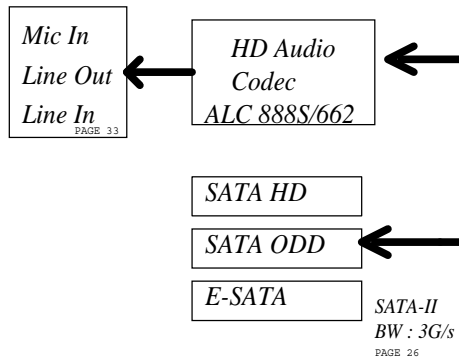
**USBLAN
RJ45**

PAGE 31

Design Guide_Rev1_1_1

ICH10	Consumer	Corporate
GP8	DDR3 PWR-OK	Unmuxed.
GP58	Not available.	SPI CS1
GP10	CPU MISSING	Not available.
GP15	CK_FCISTOP	May be left unconnected.
GP25	CK_CPUSTOP	May be left unconnected.

PS. USBLAN is RJ45+2 port USB conn



SPI ROM

PAGE 23

**ITE 8720
Super I/O**

PAGE 28

COM X 1

PAGE 28

TPM

PAGE 24

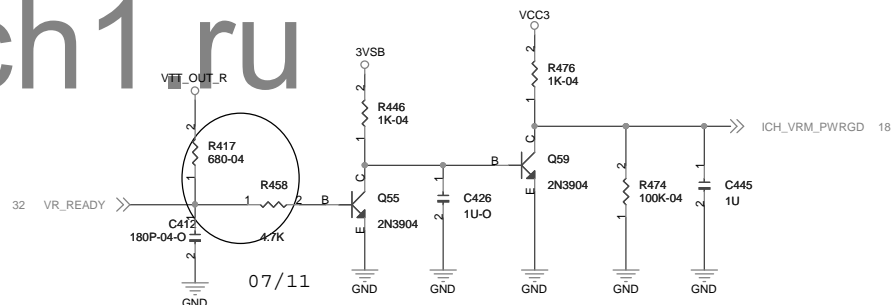
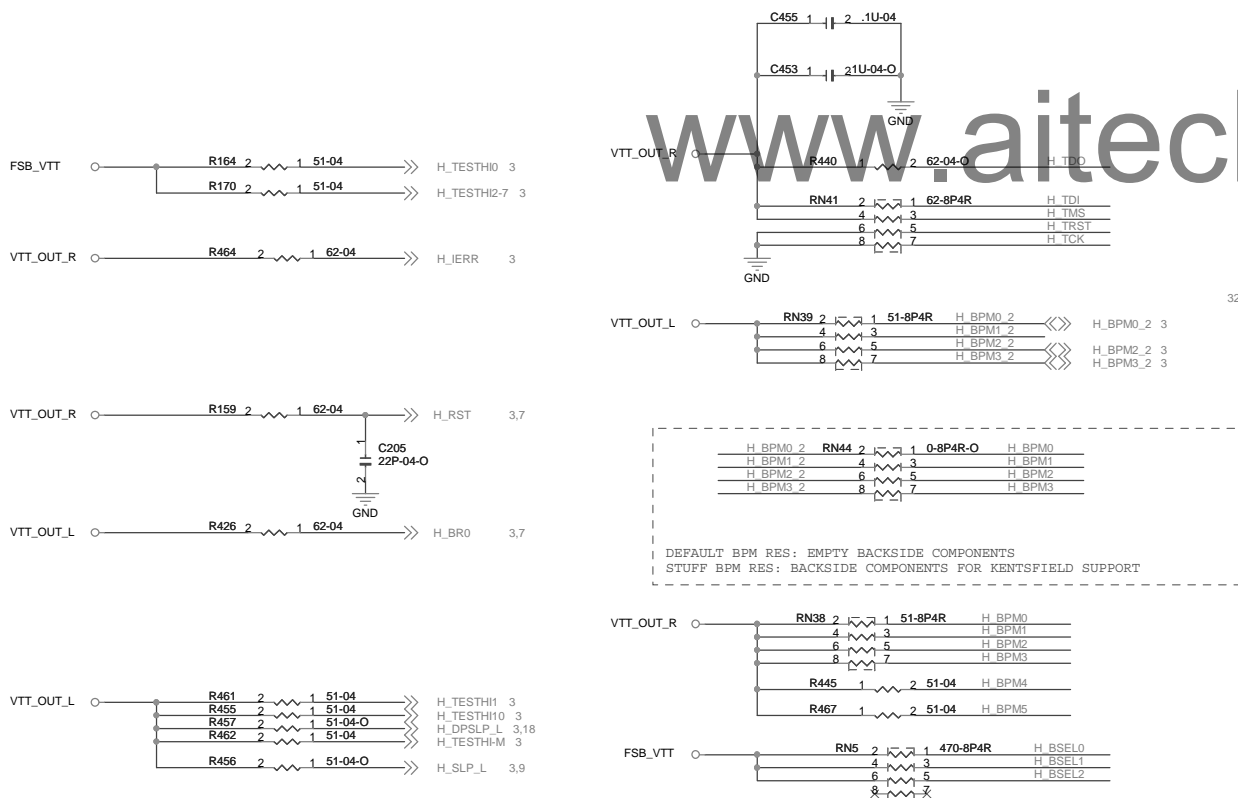


PCB : 236 x 196 x 1.6 mm ; 6 layers

ECS Elitegroup Computer Systems

Title: **System Block Diagram**

Size: Custom Document Number: **G43T-3L** Rev: 1.0

Date: Monday, April 27, 2009 Sheet 2 of 37



GND

CPU1E

F7

AF29

GND3

AF28

GND5

AF26

GND6

AG22

VCCP2

K29

VCCP3

AM26

VCCP4

AE12

VCCP5

W25

VCCP6

W24

VCCP8

T25

VCCP9

Y28

VCCP11

AL18

VCCP12

AC26

VCCP13

W30

VCCP14

Y30

VCCP15

AN14

VCCP16

AD28

VCCP17

Y26

VCCP18

AC29

VCCP19

M29

VCCP20

U24

VCCP21

J23

VCCP22

AC27

VCCP23

AM18

VCCP24

AM19

VCCP25

AB8

VCCP26

AC26

VCCP27

J8

VCCP28

J28

VCCP29

T30

VCCP30

AM8

VCCP31

AF15

VCCP32

AC8

VCCP33

AE14

VCCP34

N23

VCCP35

W29

VCCP36

U29

VCCP37

AC24

VCCP38

AC23

VCCP39

Y23

VCCP40

AN26

VCCP41

AN25

VCCP42

AN11

VCCP43

AN18

VCCP44

Y27

VCCP45

Y25

VCCP46

U27

VCCP47

AD24

VCCP48

AE23

VCCP49

AE22

VCCP50

AN19

VCCP51

V8

VCCP52

K9

VCCP53

AE21

VCCP54

AM30

VCCP55

AE19

VCCP56

AC30

VCCP57

AE15

VCCP58

M30

VCCP59

K27

VCCP60

M24

VCCP61

AN21

VCCP62

T8

VCCP63

AC28

VCCP64

N25

VCCP65

AE18

VCCP66

W26

VCCP67

AD25

VCCP68

MB

VCCP69

N30

VCCP70

AD26

VCCP71

AJ26

VCCP72

AA8

VCCP73

AG8

VCCP74

GND4

GND5

GND6

GND7

GND8

GND9

GND10

GND11

GND12

GND13

GND14

GND15

GND16

GND17

GND18

GND19

GND20

GND21

GND22

GND23

GND24

GND25

GND26

GND27

GND28

GND29

GND30

GND31

GND32

GND33

GND34

GND35

GND36

GND37

GND38

GND39

GND40

GND41

GND42

GND43

GND44

GND45

GND46

GND47

GND48

GND49

GND50

GND51

GND52

GND53

GND54

GND55

GND56

GND57

GND58

GND59

GND60

GND61

GND62

GND63

GND64

GND65

GND66

GND67

GND68

GND69

GND70

GND71

GND72

GND73

GND74

GND75

GND76

GND77

GND78

GND79

GND80

GND81

GND82

GND83

GND84

GND85

GND86

GND87

GND88

GND89

GND90

GND91

GND92

GND93

GND94

GND95

GND96

GND97

GND98

GND99

GND100

GND101

GND102

GND103

GND104

GND105

GND106

GND107

GND108

GND109

GND110

GND111

GND112

GND113

GND114

GND115

GND116

GND117

GND118

GND119

GND120

GND121

GND122

GND123

GND124

GND125

GND126

GND127

GND128

GND129

GND130

GND131

GND132

GND133

GND134

GND135

GND136

GND137

GND138

GND139

GND140

GND141

GND142

GND143

GND144

GND145

GND146

GND147

GND148

GND149

GND150

GND151

GND152

GND153

GND154

GND155

GND156

GND157

GND158

GND159

GND160

GND161

GND162

GND163

GND164

GND165

GND166

GND167

GND168

GND169

GND170

GND171

GND172

GND173

GND174

GND175

GND176

GND177

GND178

GND179

GND180

GND181

GND182

GND183

GND184

GND185

GND186

GND187

GND188

GND189

GND190

GND191

GND192

GND193

GND194

GND195

GND196

GND197

GND198

GND199

GND200

GND201

GND202

GND203

GND204

GND205

GND206

GND207

GND208

GND209

GND210

GND211

GND212

GND213

GND214

GND215

GND216

GND217

GND218

GND219

GND220

GND221

GND222

GND223

GND224


GND225

GND226

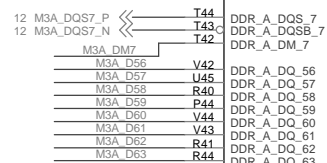
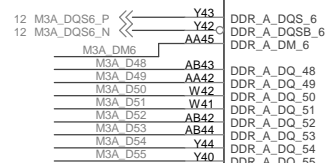
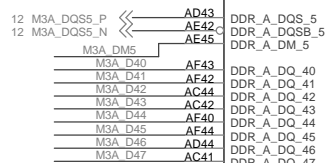
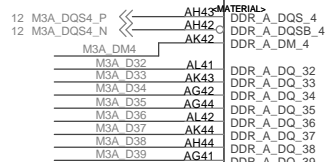
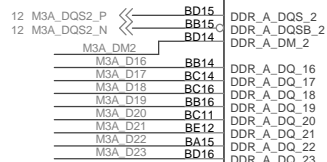
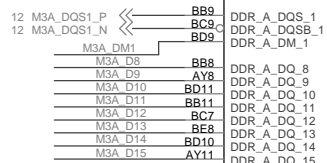
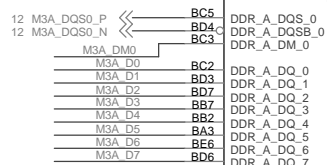
GND227

GND228

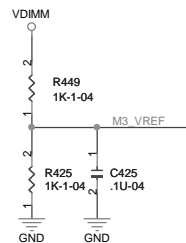
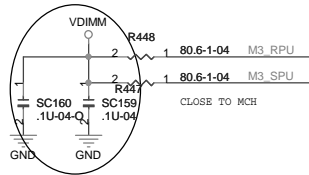
GND229



1.55



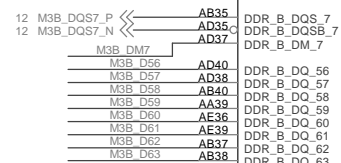
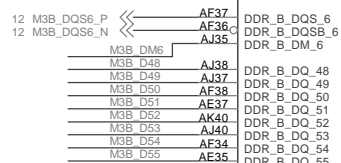
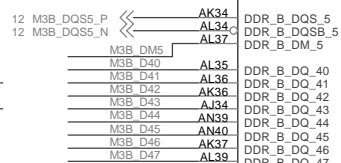
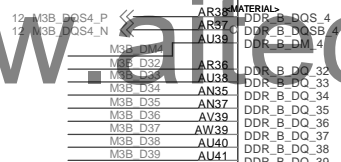
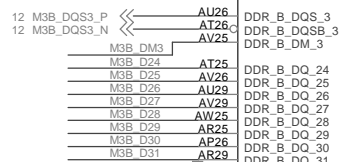
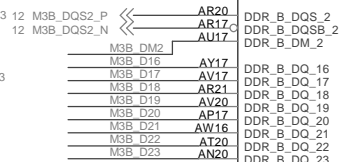
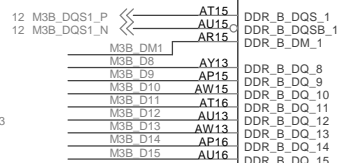
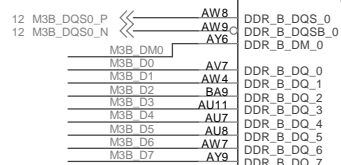
DDR_A



3 OF 9

82ELVA0_EAGLELAKE

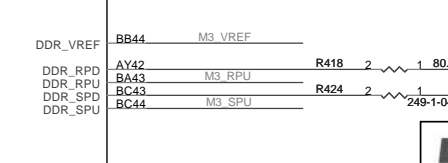
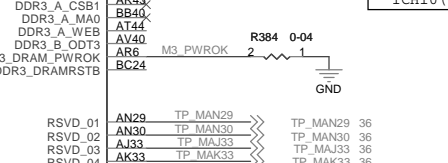
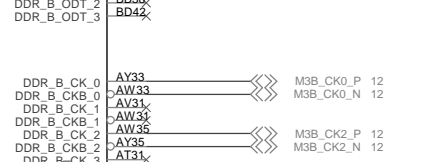
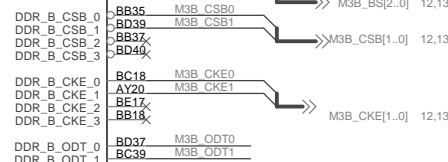
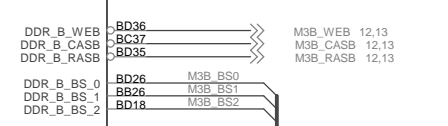

1.55



DDR_B

4 OF 9

82ELVA0_EAGLELAKE



	Ra	Rb	Ca	Block A
* ICH9&ICH10 (consumer)	10K	NC	1uF	stuff
ICH10 (Corporate)	500 ohm	33 ohm	NC	NC



Elitegroup Computer Systems

Title MCH /DDRIII/DDR112

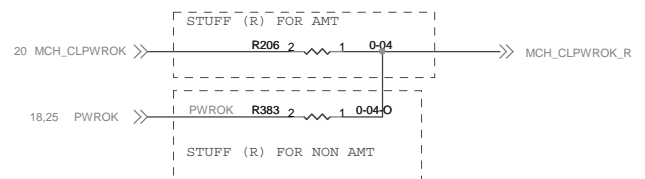
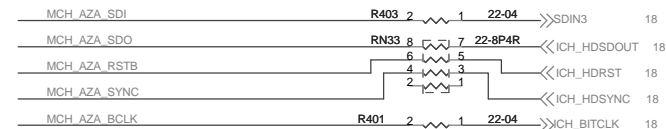
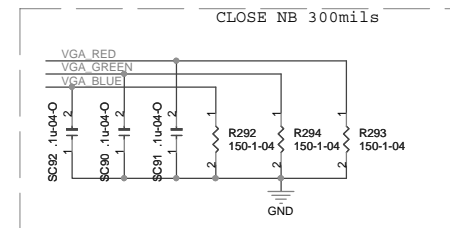
Size Custom Document Number

Date: Monday, April 27, 2009

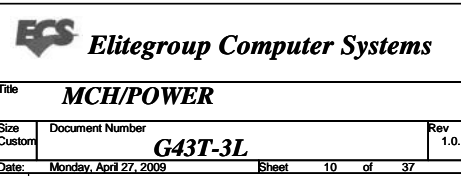
Sheet 8 of 37

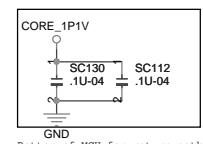
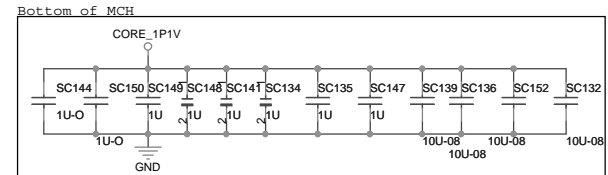
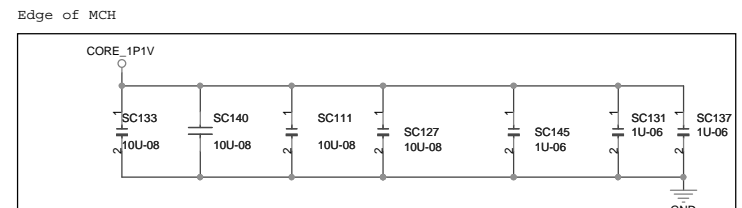
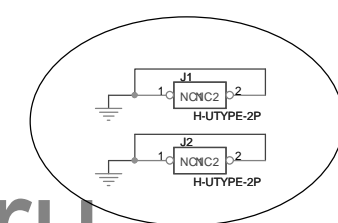
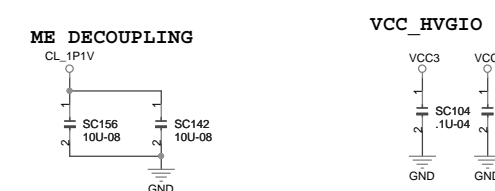
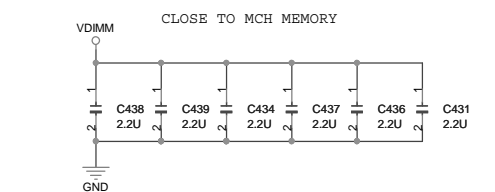
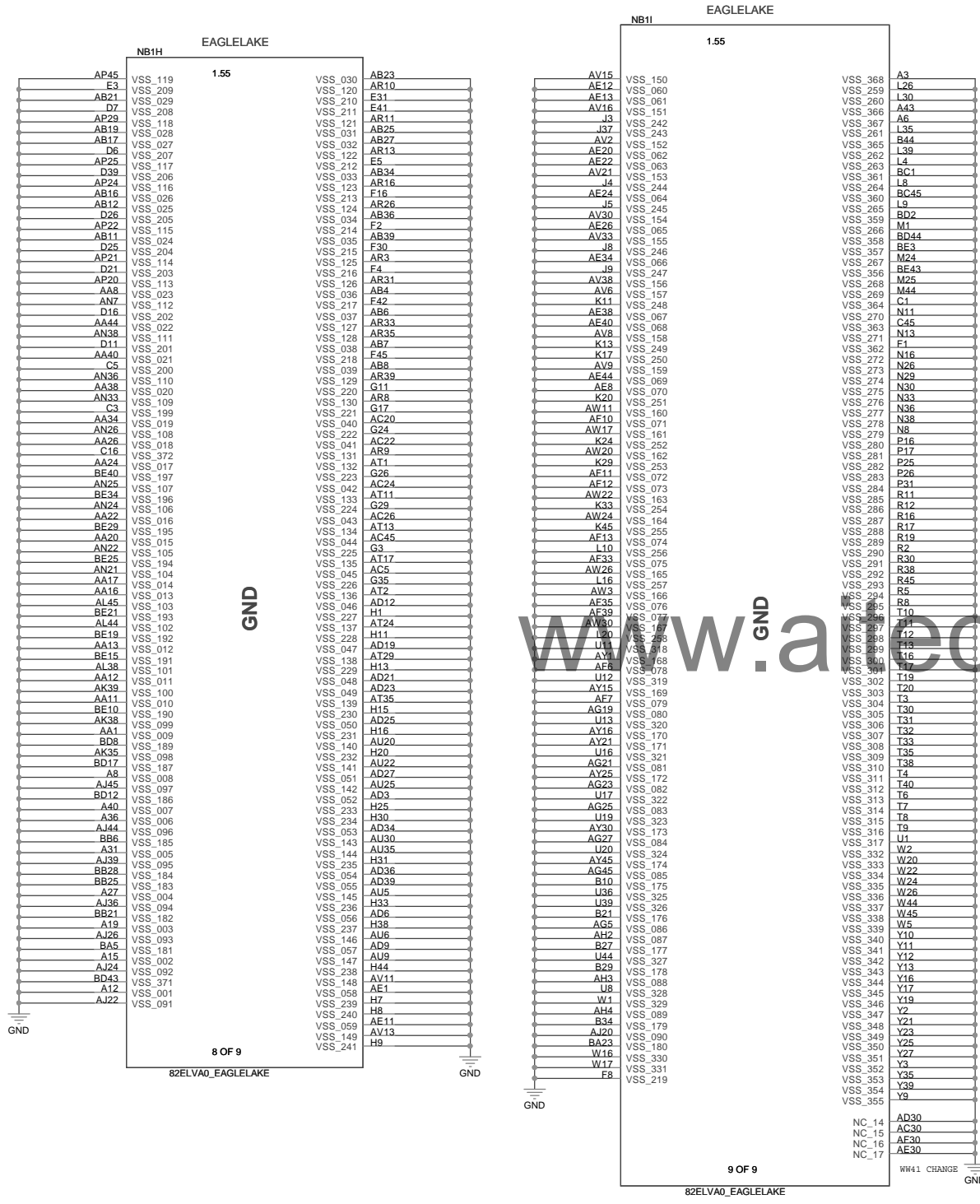
G43T-3L

Rev 1.0.



	ICH 10,C12 pin	ICH 10,C26 pin	MCH,L17 pin
Disable	Pulldown	Float	Float
Enable	Pullhi	Pullhi	Pulldown





Elitegroup Computer Systems

Title: MCH /GND

Size: Custom

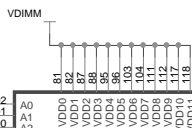
Document Number: G43T-3L

Date: Monday, April 27, 2009

Sheet: 11 of 37

Rev: 1.0

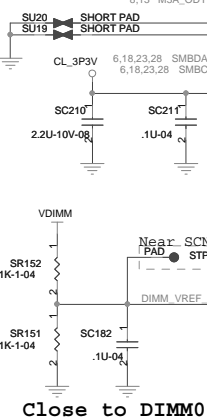
8,13 M3A_M[A14..0] << M3A_M[A14..0]
8,13 M3A_BS[2..0] >> M3A_BS[2..0]
8 M3A_DM[7..0] << M3A_DM[7..0]



M3A_M[A0] 102 A0
M3A_M[A1] 101 A1
M3A_M[A2] 99 A2
M3A_M[A3] 98 A3
M3A_M[A4] 97 A4
M3A_M[A5] 96 A5
M3A_M[A6] 95 A6
M3A_M[A7] 94 A7
M3A_M[A8] 93 A8
M3A_M[A9] 92 A9
M3A_M[A10] 91 A10
M3A_M[A11] 90 A11
M3A_M[A12] 89 A12
M3A_M[A13] 88 A13
M3A_M[A14] 87 A14
M3A_BS[0] 107 BA0
M3A_BS[1] 106 BA1
M3A_BS[2] 105 BA2
M3A_DM[0] 10 DM0
M3A_DM[1] 26 DM1
M3A_DM[2] 52 DM2
M3A_DM[3] 67 DM3
M3A_DM[4] 147 DM4
M3A_DM[5] 170 DM5
M3A_DM[6] 185 DM6
M3A_DM[7] 185 DM7

8 M3A_DQ[S0..P] 13 DQ[S0]
8 M3A_DQ[S1..P] 31 DQ[S1]
8 M3A_DQ[S2..P] 51 DQ[S2]
8 M3A_DQ[S3..P] 70 DQ[S3]
8 M3A_DQ[S4..P] 131 DQ[S4]
8 M3A_DQ[S5..P] 148 DQ[S5]
8 M3A_DQ[S6..P] 169 DQ[S6]
8 M3A_DQ[S7..P] 188 DQ[S7]
8 M3A_DQ[S0..N] 11 DQ[S0]
8 M3A_DQ[S1..N] 29 DQ[S1]
8 M3A_DQ[S2..N] 49 DQ[S2]
8 M3A_DQ[S3..N] 68 DQ[S3]
8 M3A_DQ[S4..N] 129 DQ[S4]
8 M3A_DQ[S5..N] 146 DQ[S5]
8 M3A_DQ[S6..N] 167 DQ[S6]
8 M3A_DQ[S7..N] 186 DQ[S7]

8 M3A_CK[2..P] 30 CK0
8 M3A_CK[2..N] 32 CK0
8 M3A_CK[0..P] 164 CK1
8 M3A_CK[0..N] 166 CK1
8,13 M3A_CKE0 79 CKE0
8,13 M3A_CKE1 80 CKE1
8,13 M3A_RASB 108 RAS
8,13 M3A_CASB 113 CAS
8,13 M3A_WEB 110 WE
8,13 M3A_CS[B0] 110 S0
8,13 M3A_CS[B1] 115 S1
8,13 M3A_ODT0 114 ODT0
8,13 M3A_ODT1 119 ODT1



Close to DIMM0

SMBus Addressing

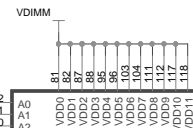
SMBus 0	
Device	8-bit Address (hex)
DIMMA0	A0
DIMMB0	A2

DATA 1 DIMM 1 ADDR 1/CNTL 1A
DATA 0 DIMM 0 ADDR 0/CNTL 0A



SM MEM BUS ADDRESS	
DIMM 0	1010 000
DIMM 1	1010 001

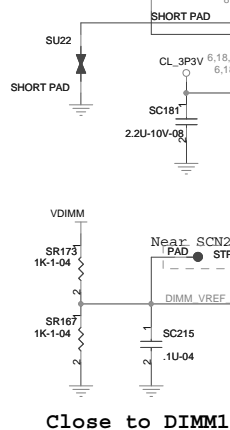
8 M3B_DM[7..0] << M3B_DM[7..0]
8,13 M3B_BS[2..0] >> M3B_BS[2..0]
8,13 M3B_M[A14..0] << M3B_M[A14..0]



M3B_M[A0] 102 A0
M3B_M[A1] 101 A1
M3B_M[A2] 99 A2
M3B_M[A3] 98 A3
M3B_M[A4] 97 A4
M3B_M[A5] 96 A5
M3B_M[A6] 95 A6
M3B_M[A7] 94 A7
M3B_M[A8] 93 A8
M3B_M[A9] 92 A9
M3B_M[A10] 91 A10
M3B_M[A11] 90 A11
M3B_M[A12] 89 A12
M3B_M[A13] 88 A13
M3B_M[A14] 87 A14
M3B_BS[0] 107 BA0
M3B_BS[1] 106 BA1
M3B_BS[2] 105 BA2
M3B_DM[0] 10 DM0
M3B_DM[1] 26 DM1
M3B_DM[2] 52 DM2
M3B_DM[3] 67 DM3
M3B_DM[4] 147 DM4
M3B_DM[5] 170 DM5
M3B_DM[6] 185 DM6
M3B_DM[7] 185 DM7

8 M3B_DQ[S0..P] 13 DQ[S0]
8 M3B_DQ[S1..P] 31 DQ[S1]
8 M3B_DQ[S2..P] 51 DQ[S2]
8 M3B_DQ[S3..P] 70 DQ[S3]
8 M3B_DQ[S4..P] 131 DQ[S4]
8 M3B_DQ[S5..P] 148 DQ[S5]
8 M3B_DQ[S6..P] 169 DQ[S6]
8 M3B_DQ[S7..P] 188 DQ[S7]
8 M3B_DQ[S0..N] 11 DQ[S0]
8 M3B_DQ[S1..N] 29 DQ[S1]
8 M3B_DQ[S2..N] 49 DQ[S2]
8 M3B_DQ[S3..N] 68 DQ[S3]
8 M3B_DQ[S4..N] 129 DQ[S4]
8 M3B_DQ[S5..N] 146 DQ[S5]
8 M3B_DQ[S6..N] 167 DQ[S6]
8 M3B_DQ[S7..N] 186 DQ[S7]

8 M3B_CK[0..P] 30 CK0
8 M3B_CK[0..N] 32 CK0
8 M3B_CK[2..P] 164 CK1
8 M3B_CK[2..N] 166 CK1
8,13 M3B_CKE0 79 CKE0
8,13 M3B_CKE1 80 CKE1
8,13 M3B_RASB 108 RAS
8,13 M3B_CASB 113 CAS
8,13 M3B_WEB 110 WE
8,13 M3B_CS[B0] 110 S0
8,13 M3B_CS[B1] 115 S1
8,13 M3B_ODT0 114 ODT0
8,13 M3B_ODT1 119 ODT1




Close to DIMM1

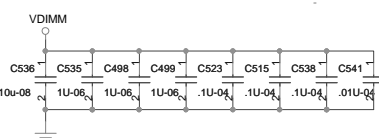
SO-DIMM
9.2H

M3B_D[63..0] << M3B_D[63..0] 8

M3B_D[0] 5 DQ[0]
M3B_D[1] 7 DQ[1]
M3B_D[2] 17 DQ[2]
M3B_D[3] 19 DQ[3]
M3B_D[4] 4 DQ[4]
M3B_D[5] 6 DQ[5]
M3B_D[6] 14 DQ[6]
M3B_D[7] 16 DQ[7]
M3B_D[8] 23 DQ[8]
M3B_D[9] 25 DQ[9]
M3B_D[10] 35 DQ[10]
M3B_D[11] 37 DQ[11]
M3B_D[12] 20 DQ[12]
M3B_D[13] 22 DQ[13]
M3B_D[14] 36 DQ[14]
M3B_D[15] 38 DQ[15]
M3B_D[16] 43 DQ[16]
M3B_D[17] 45 DQ[17]
M3B_D[18] 55 DQ[18]
M3B_D[19] 57 DQ[19]
M3B_D[20] 44 DQ[20]
M3B_D[21] 46 DQ[21]
M3B_D[22] 58 DQ[22]
M3B_D[23] 61 DQ[23]
M3B_D[24] 63 DQ[24]
M3B_D[25] 73 DQ[25]
M3B_D[26] 75 DQ[26]
M3B_D[27] 82 DQ[27]
M3B_D[28] 84 DQ[28]
M3B_D[29] 74 DQ[29]
M3B_D[30] 76 DQ[30]
M3B_D[31] 123 DQ[31]
M3B_D[32] 125 DQ[32]
M3B_D[33] 135 DQ[33]
M3B_D[34] 137 DQ[34]
M3B_D[35] 124 DQ[35]
M3B_D[36] 126 DQ[36]
M3B_D[37] 134 DQ[37]
M3B_D[38] 136 DQ[38]
M3B_D[39] 141 DQ[39]
M3B_D[40] 143 DQ[40]
M3B_D[41] 151 DQ[41]
M3B_D[42] 153 DQ[42]
M3B_D[43] 140 DQ[43]
M3B_D[44] 142 DQ[44]
M3B_D[45] 144 DQ[45]
M3B_D[46] 154 DQ[46]
M3B_D[47] 156 DQ[47]
M3B_D[48] 159 DQ[48]
M3B_D[49] 173 DQ[49]
M3B_D[50] 175 DQ[50]
M3B_D[51] 158 DQ[51]
M3B_D[52] 160 DQ[52]
M3B_D[53] 174 DQ[53]
M3B_D[54] 176 DQ[54]
M3B_D[55] 181 DQ[55]
M3B_D[56] 189 DQ[56]
M3B_D[57] 191 DQ[57]
M3B_D[58] 180 DQ[58]
M3B_D[59] 182 DQ[59]
M3B_D[60] 192 DQ[60]
M3B_D[61] 194 DQ[61]
M3B_D[62] 194 DQ[62]
M3B_D[63] 194 DQ[63]

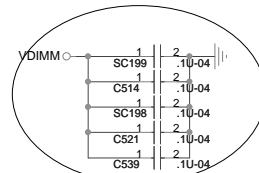
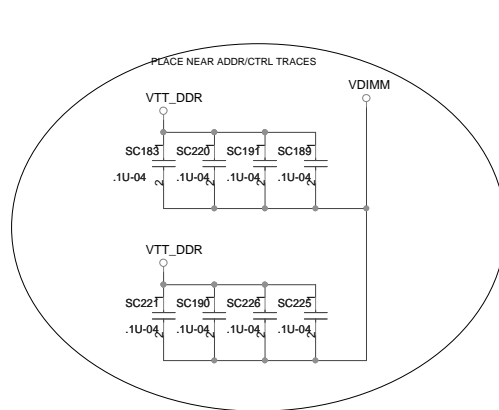
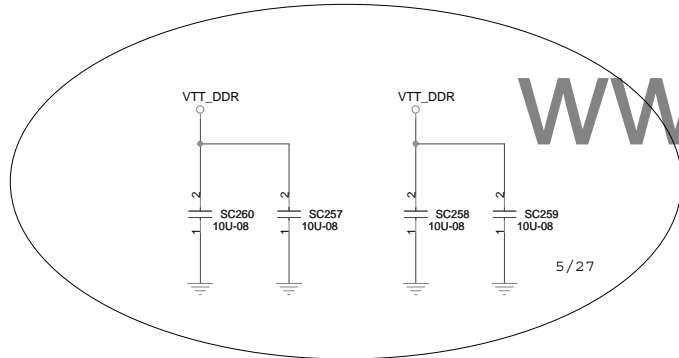


Close to DIMM0


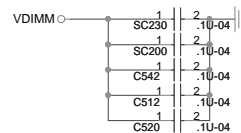


Elitegroup Computer Systems


COVER PAGE			
Title	G43T-3L		
Size	Document Number	Rev	1.0
Custom	Monday, April 27, 2009		
Date:	Sheet	12	of 37




EMI decoupling cap, place evenly around CPU_VDDIO_SUS



8,12 M3B_BS2
8,12 M3B_MA11
8,12 M3B_MA8
8,12 M3B_MA12
8,12 M3A_MA12
8,12 M3A_MA9
8,12 M3A_MA14
8,12 M3A_MA7
8,12 M3A_MA3
8,12 M3A_MA2
8,12 M3A_MA1
8,12 M3A_MA0
8,12 M3B_MA7
8,12 M3B_MA9
8,12 M3B_MA6
8,12 M3B_MA5
8,12 M3B_CSB1
8,12 M3B_CSB0
8,12 M3B_CSB0
8,12 M3B_ODT1
8,12 M3B_ODT0
8,12 M3A_WEB
8,12 M3A_CASB
8,12 M3A_MA13
8,12 M3B_MA4
8,12 M3B_MA1
8,12 M3B_MA2
8,12 M3B_MA3



8,12 M3A_MA8
8,12 M3A_MA4
8,12 M3A_MA6
8,12 M3A_MA5
8,12 M3B_CKE1
8,12 M3B_CKE0
8,12 M3A_CKE1
8,12 M3A_CKE0
8,12 M3B_MA0
8,12 M3B_BS1
8,12 M3B_MA10
8,12 M3B_BS0
8,12 M3B_MA14
8,12 M3A_BS2
8,12 M3A_MA11
8,12 M3A_MA10
8,12 M3A_BS1
8,12 M3A_BS0
8,12 M3A_RASB
8,12 M3B_MA13
8,12 M3B_WEB
8,12 M3B_RASB
8,12 M3B_CASB
8,12 M3A_ODT1
8,12 M3A_ODT0
8,12 M3A_CSB1
8,12 M3A_CSB0



VTT_DDR

VTT_DDR



Elitegroup Computer Systems

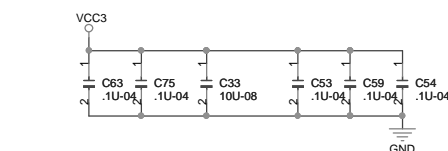
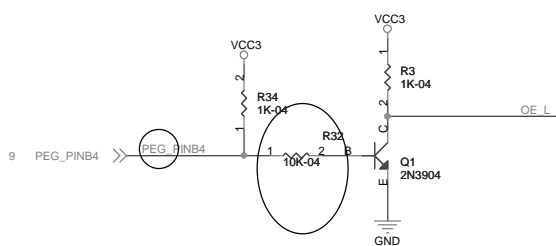
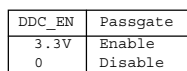
Title

COVER PAGE

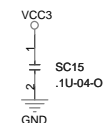
Size Custom Document Number G43T-3L Rev 1.0

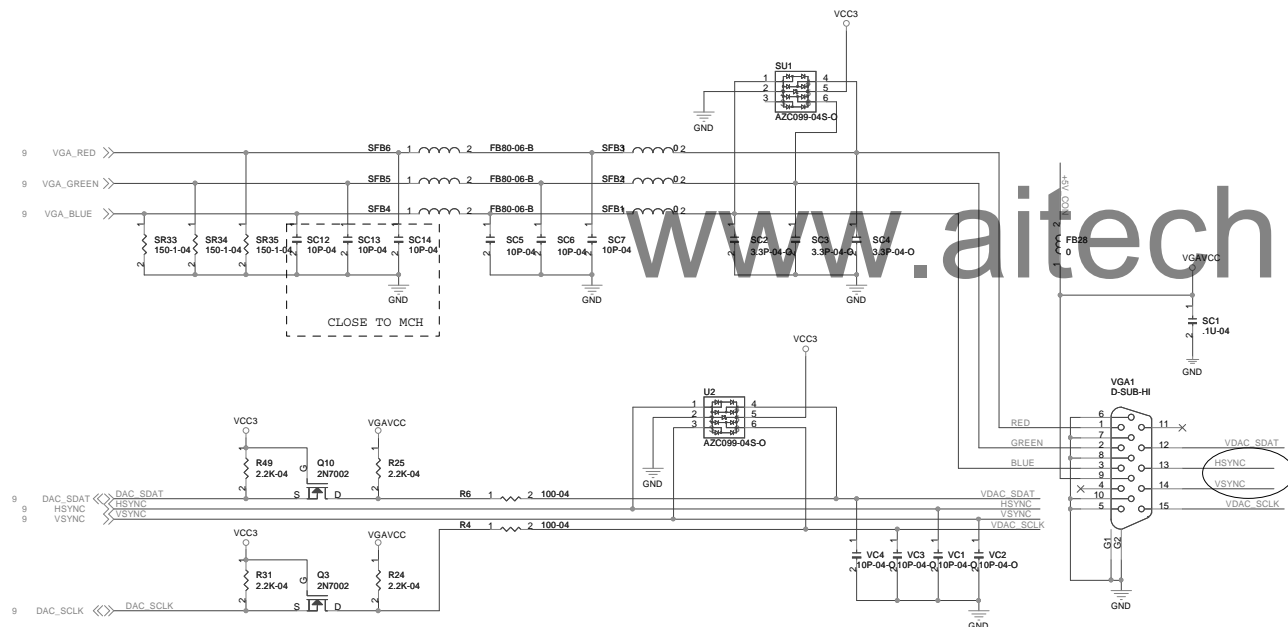
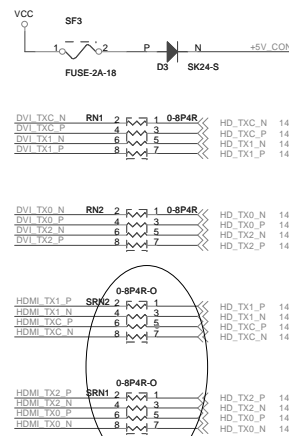
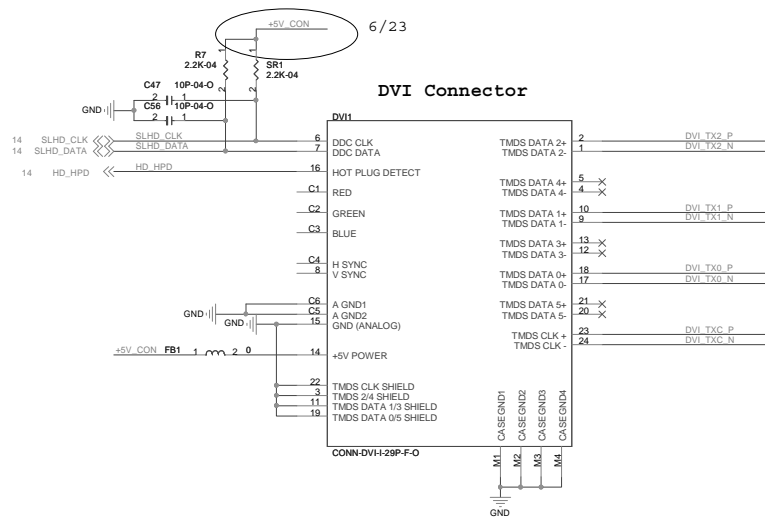
Date: Monday, April 27, 2009 Sheet 13 of 37

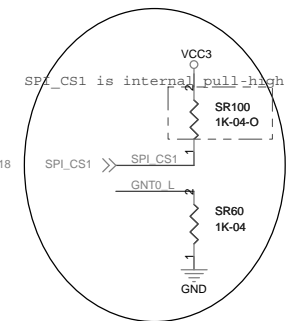
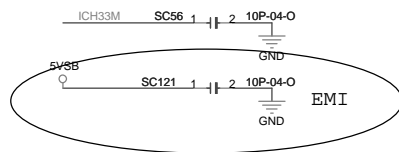

0520



	EQ_0	EQ_1	Equalization(dB)
*	0	0	3
	0	1	7.2
	1	0	10
	1	1	20

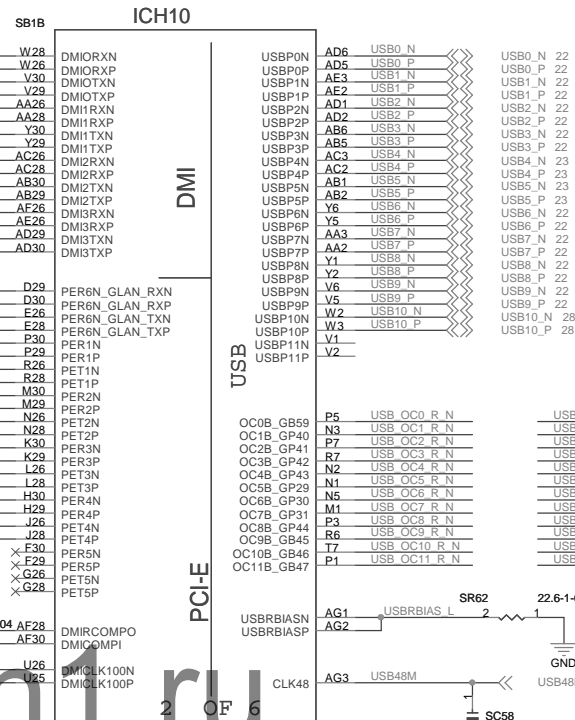
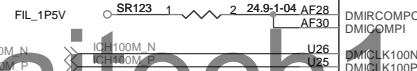
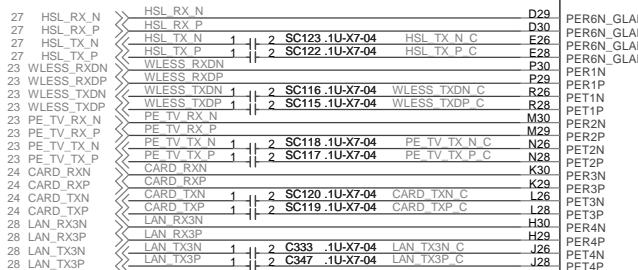




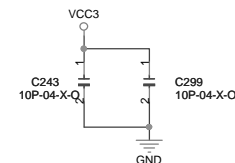



BOOT BIOS DESTINATION SELECTION		
GNT0_L	SPI_CS1	BOOT BIOS DESTINATION
0	1	SPI
1	0	PCI
1	1	LPC
0	0	Reserved

*Default



for usb current return path

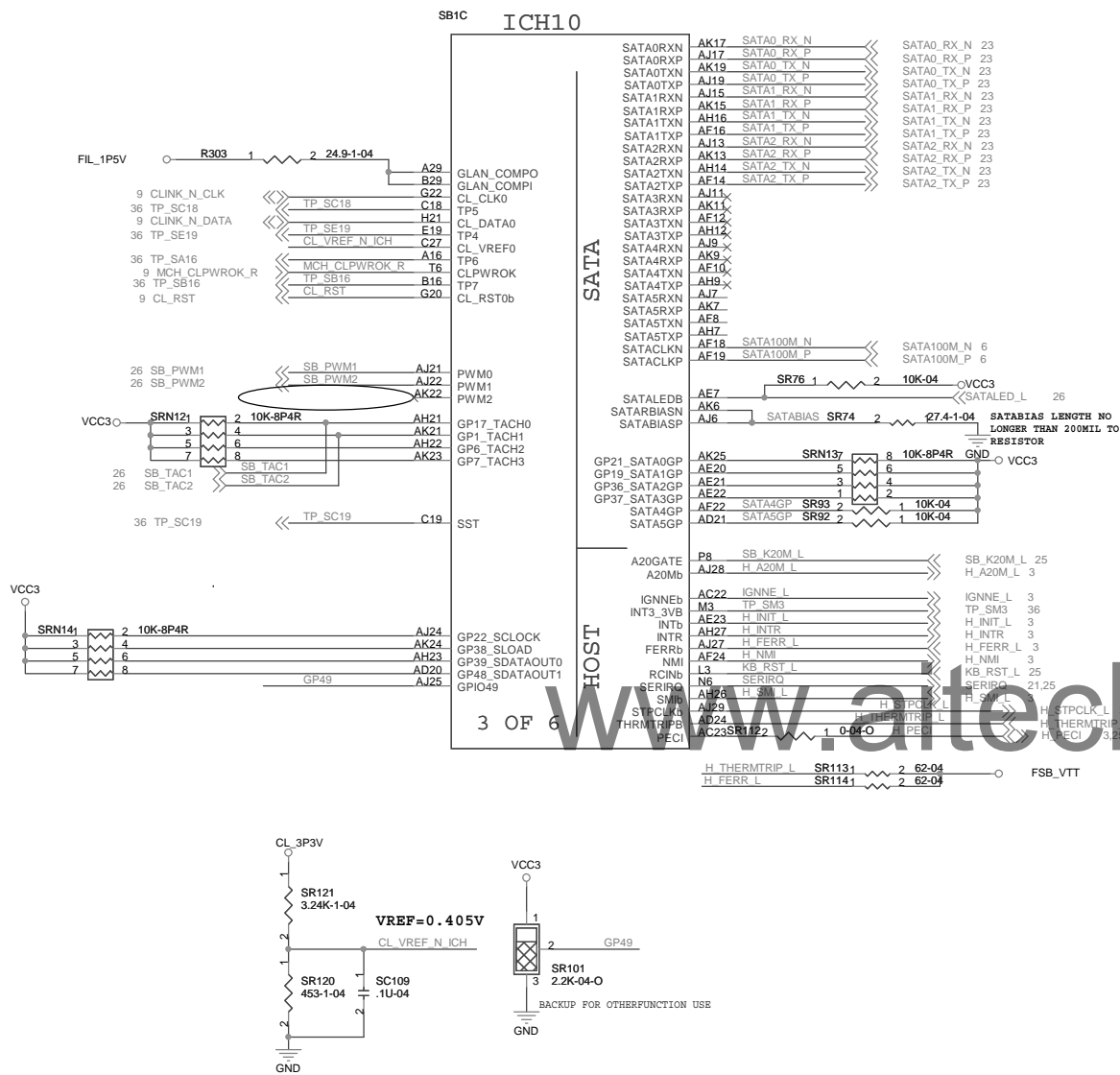


ECS Elitegroup Computer Systems

Title **ICH9/10 PCI/PCI-E**

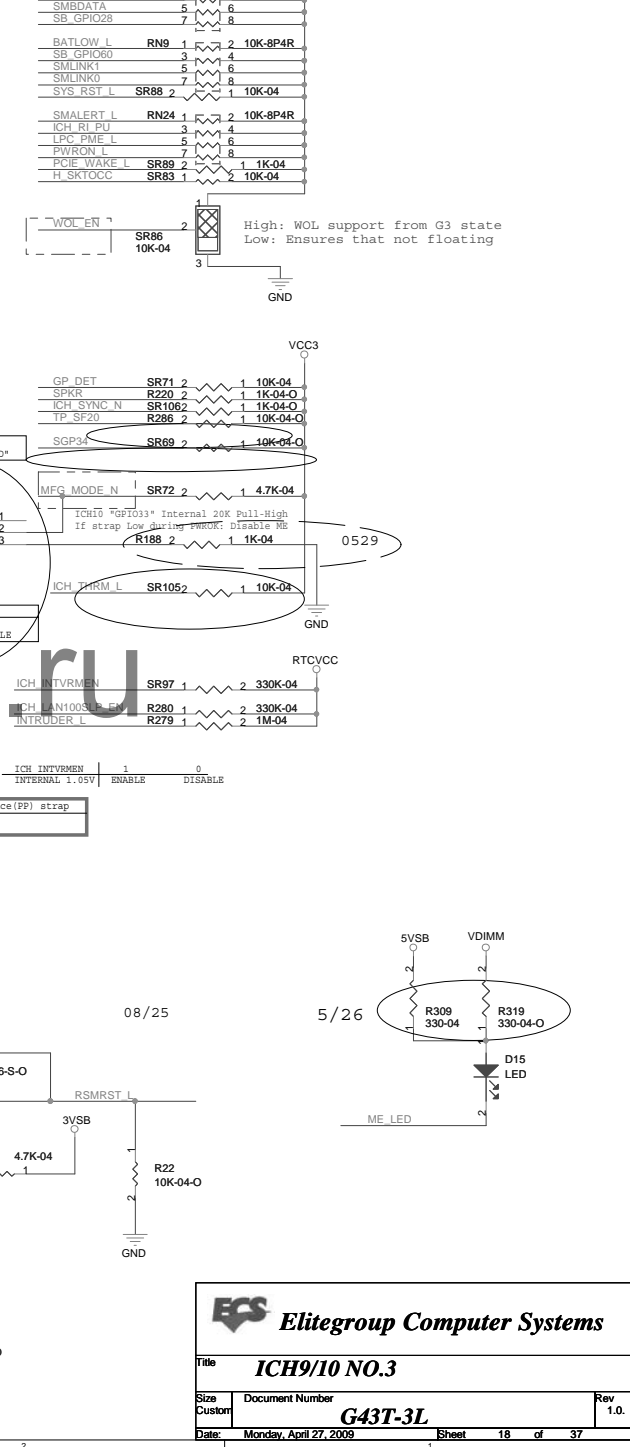
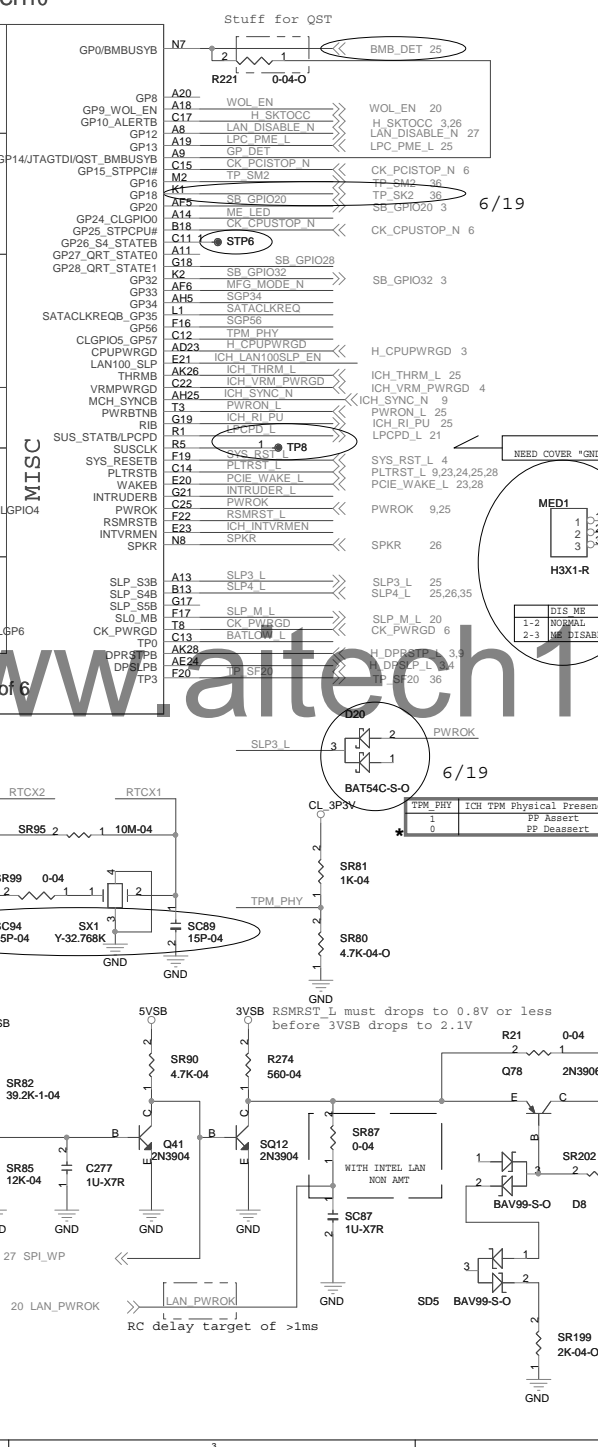
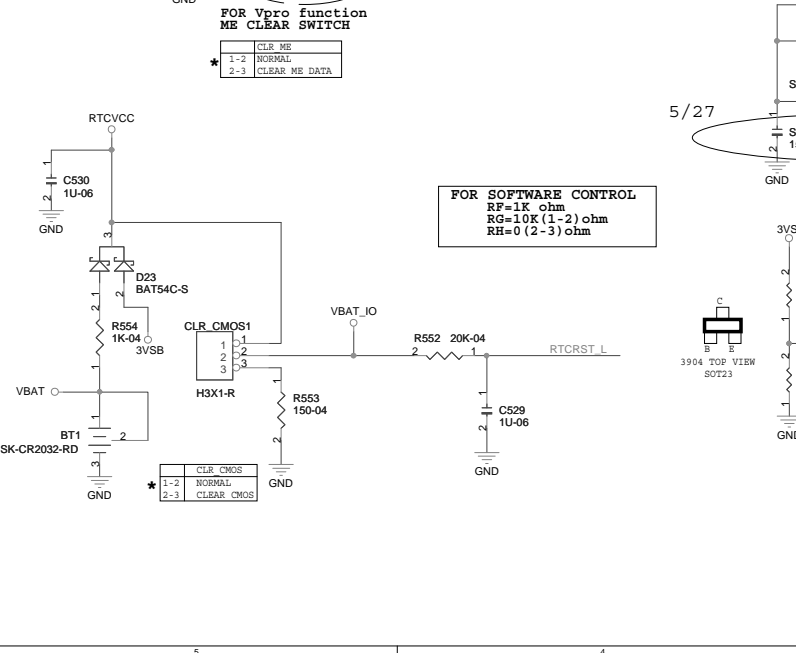
Size Custom Document Number **G43T-3L** Rev 1.0

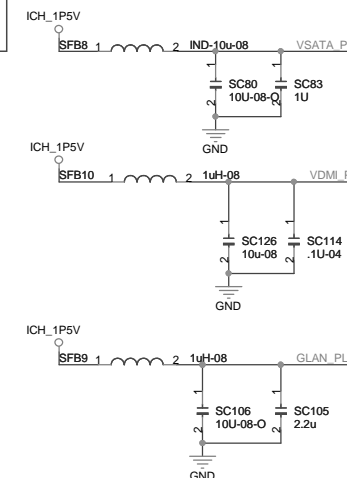
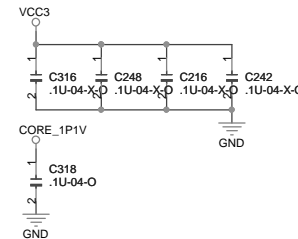
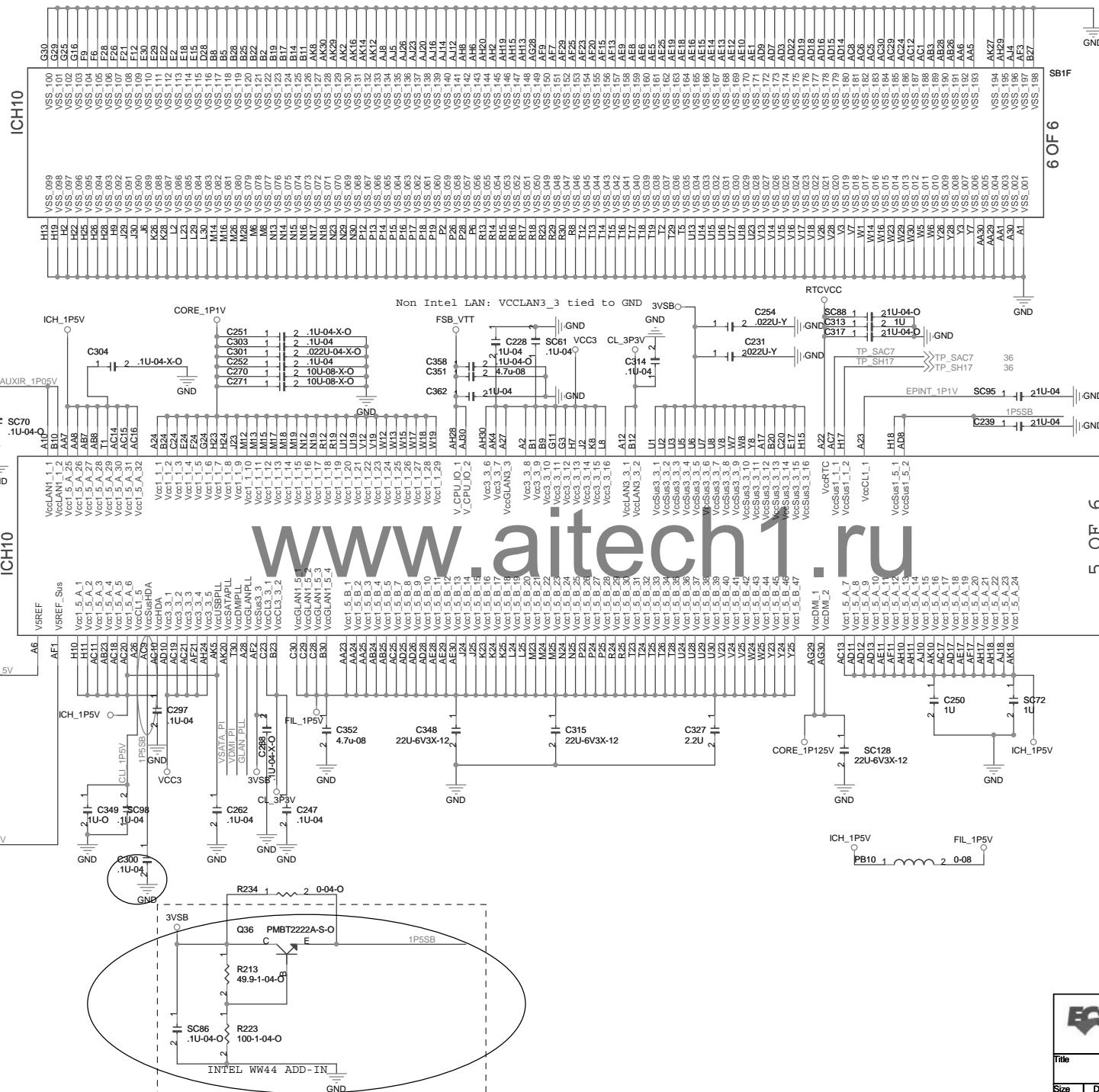
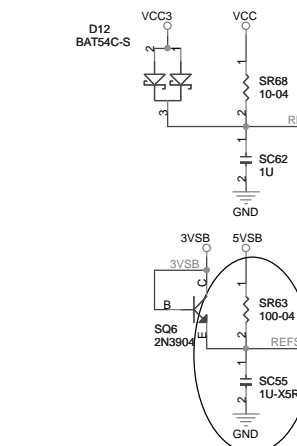
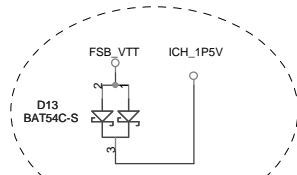
Date: Monday, April 27, 2009 Sheet 16 of 37

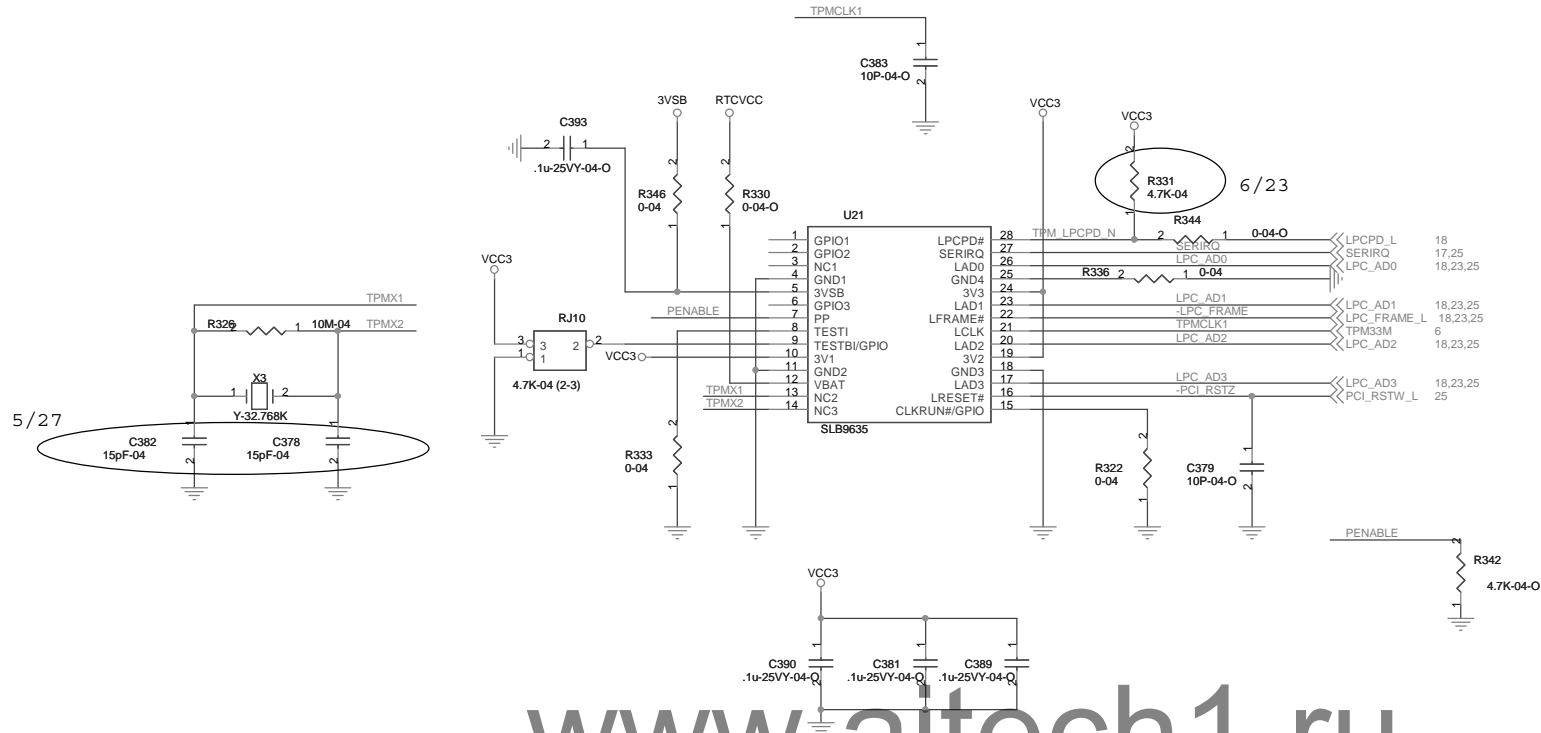


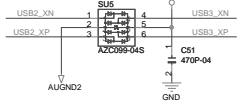
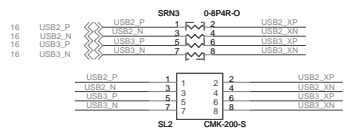
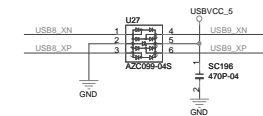
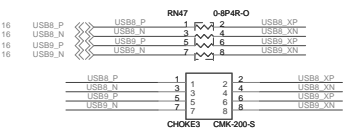
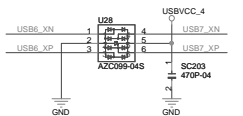
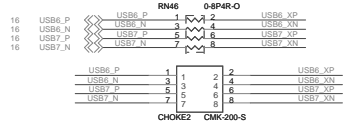
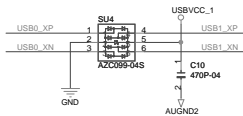
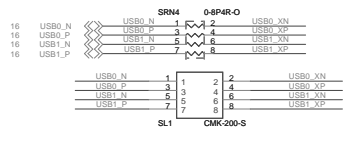
If without use pins L3,P8,N6
Please (4.7K-10K) pull-up to VCC.
Don't let it floating

	ICH 10,C12 pin	ICH 10,C26 pin	MCH,L17 pin
Disable	Pulldown	Float	Float
Enable	Pullhi	Pullhi	Pulldown

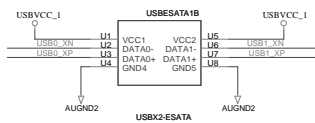




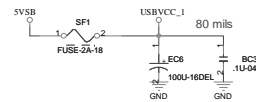




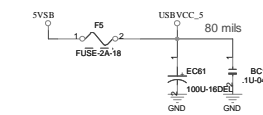
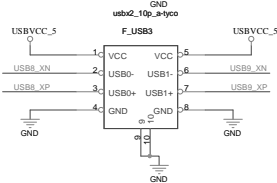
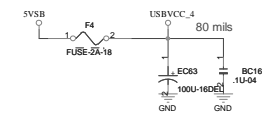
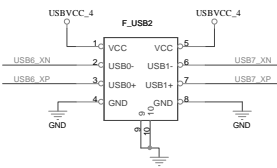
USB 0,1



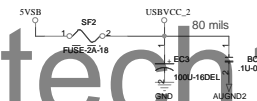
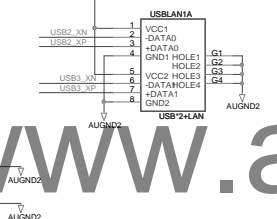
USB 8,9



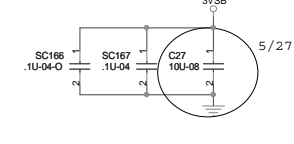
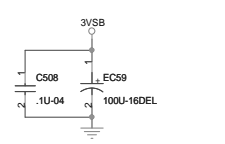
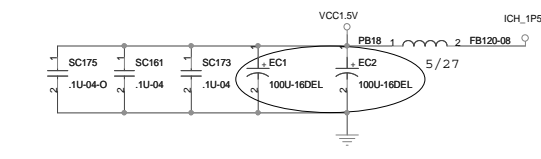
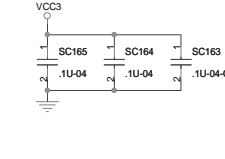
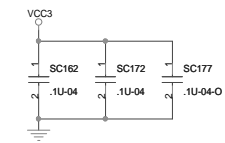
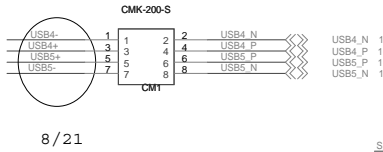
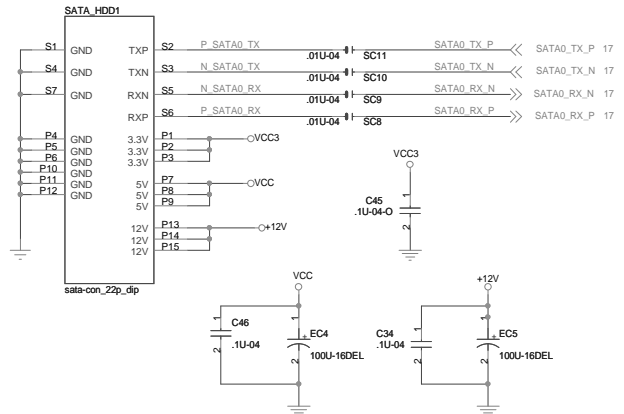
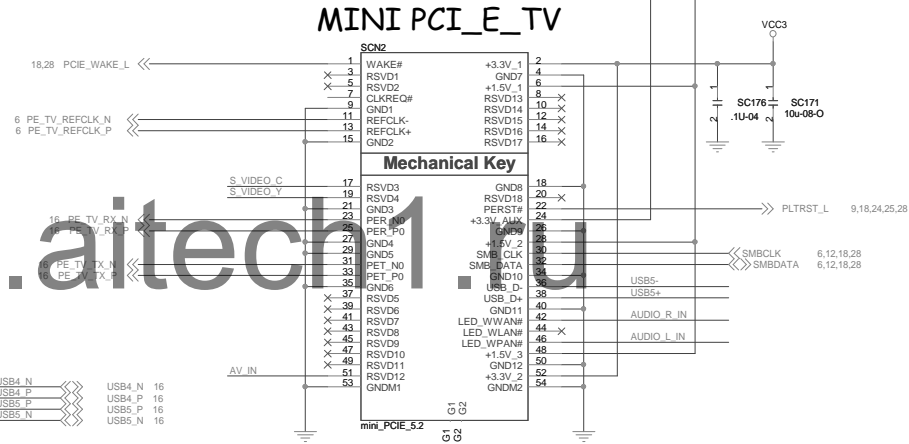
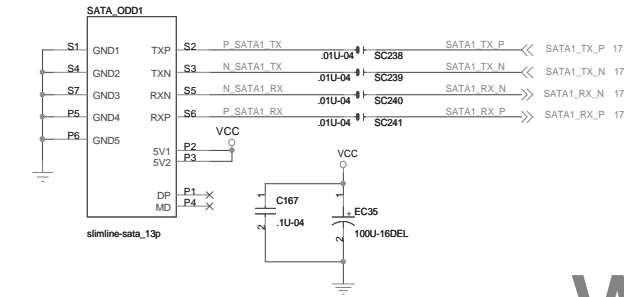

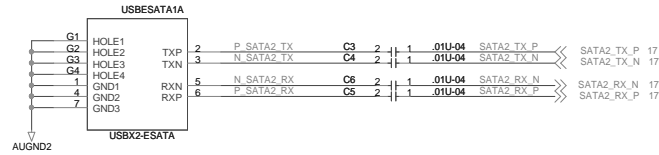
USB 6,7

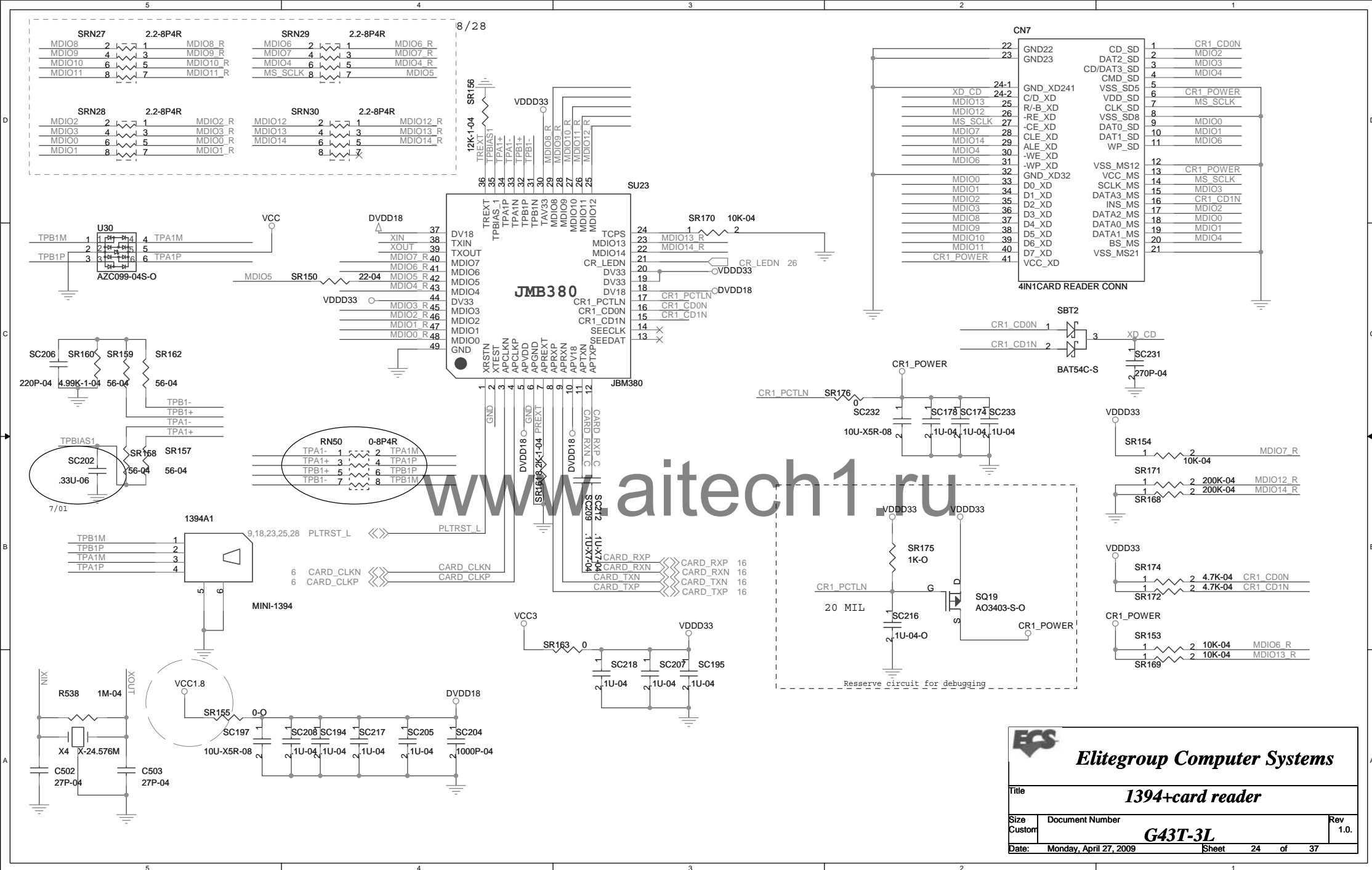


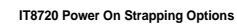
USB 2,3



www.aitech1.ru





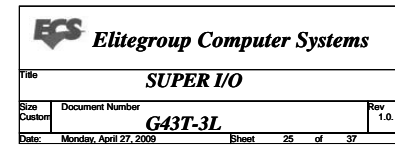



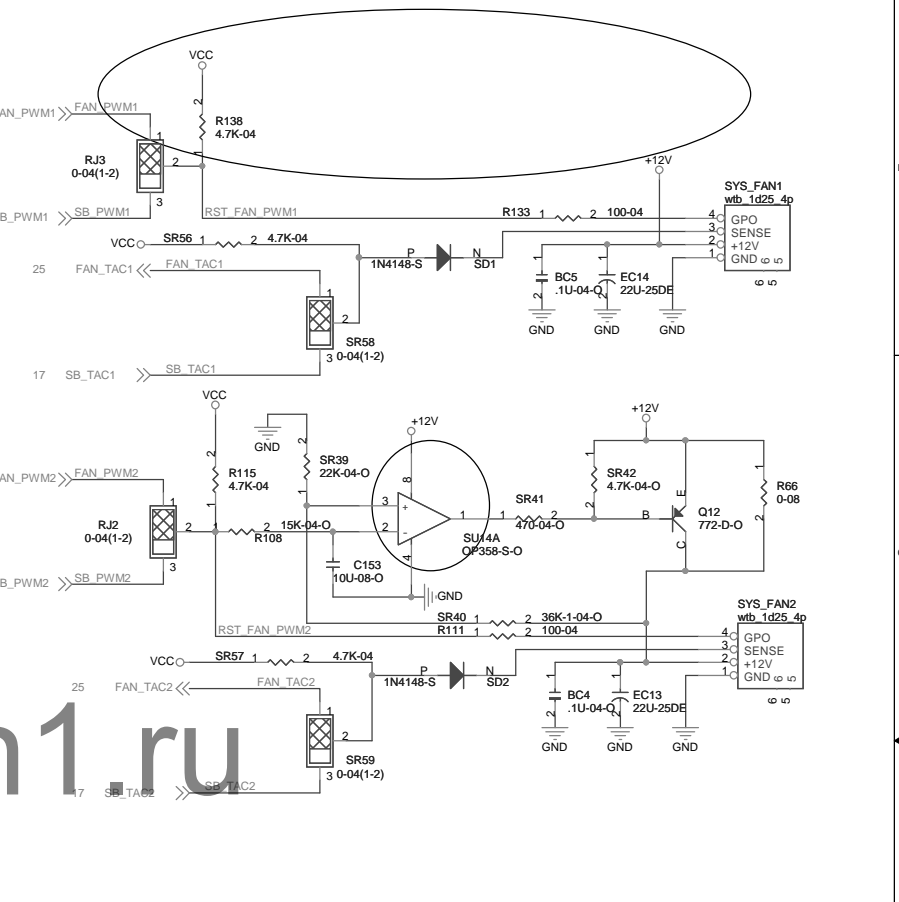
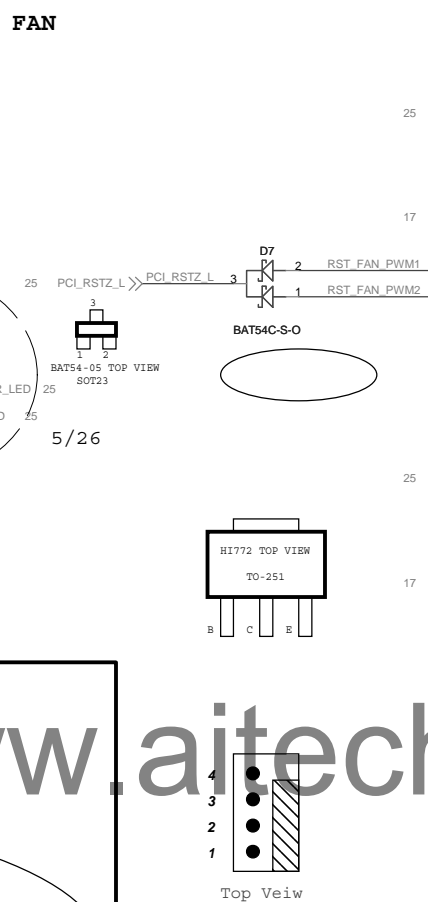
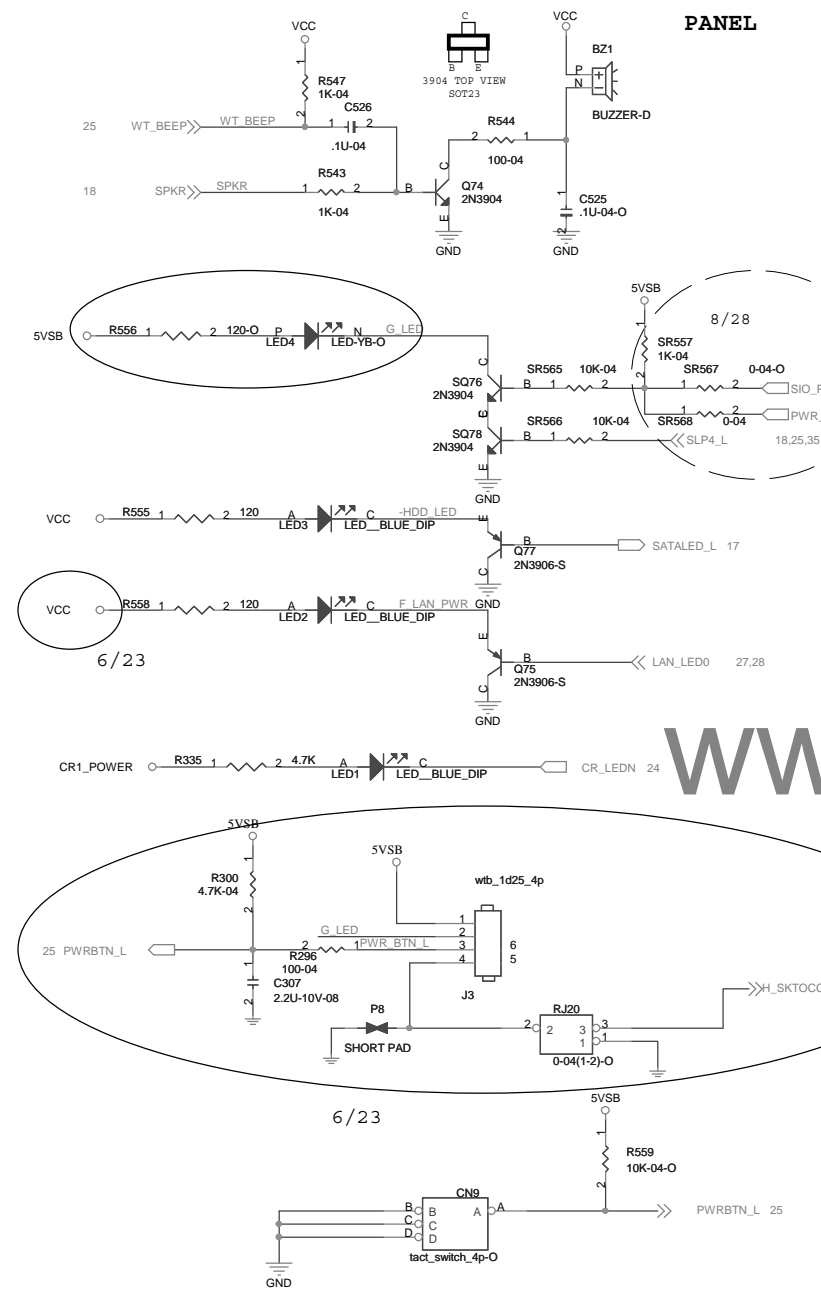
0523

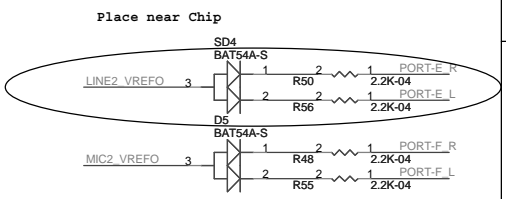
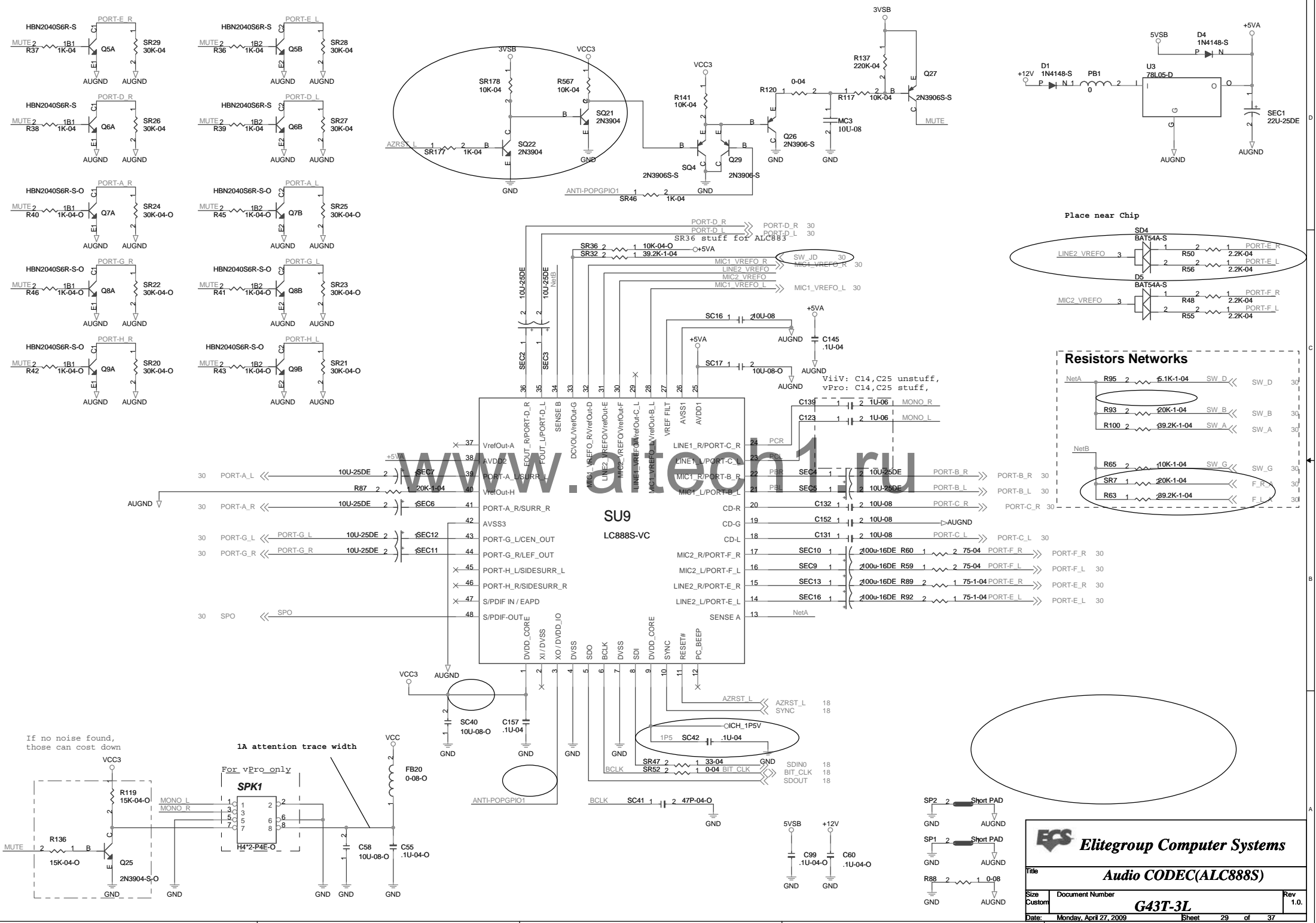
ICH_RI_PU 18

N_RIA R5 1 2 4.7K-04 B

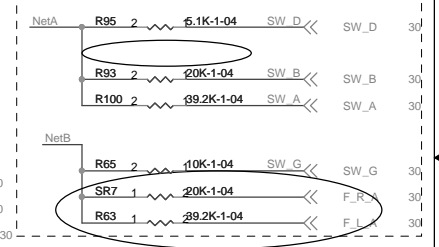
Q4 2N3904







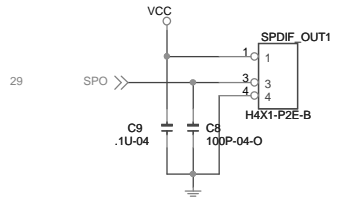
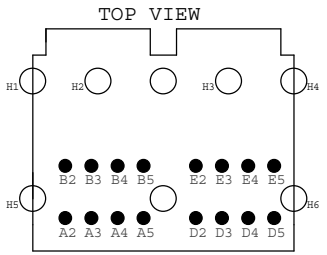
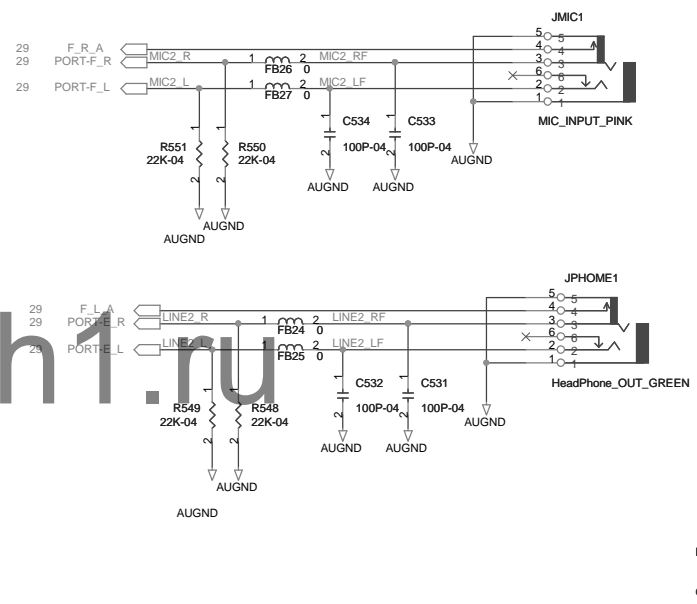
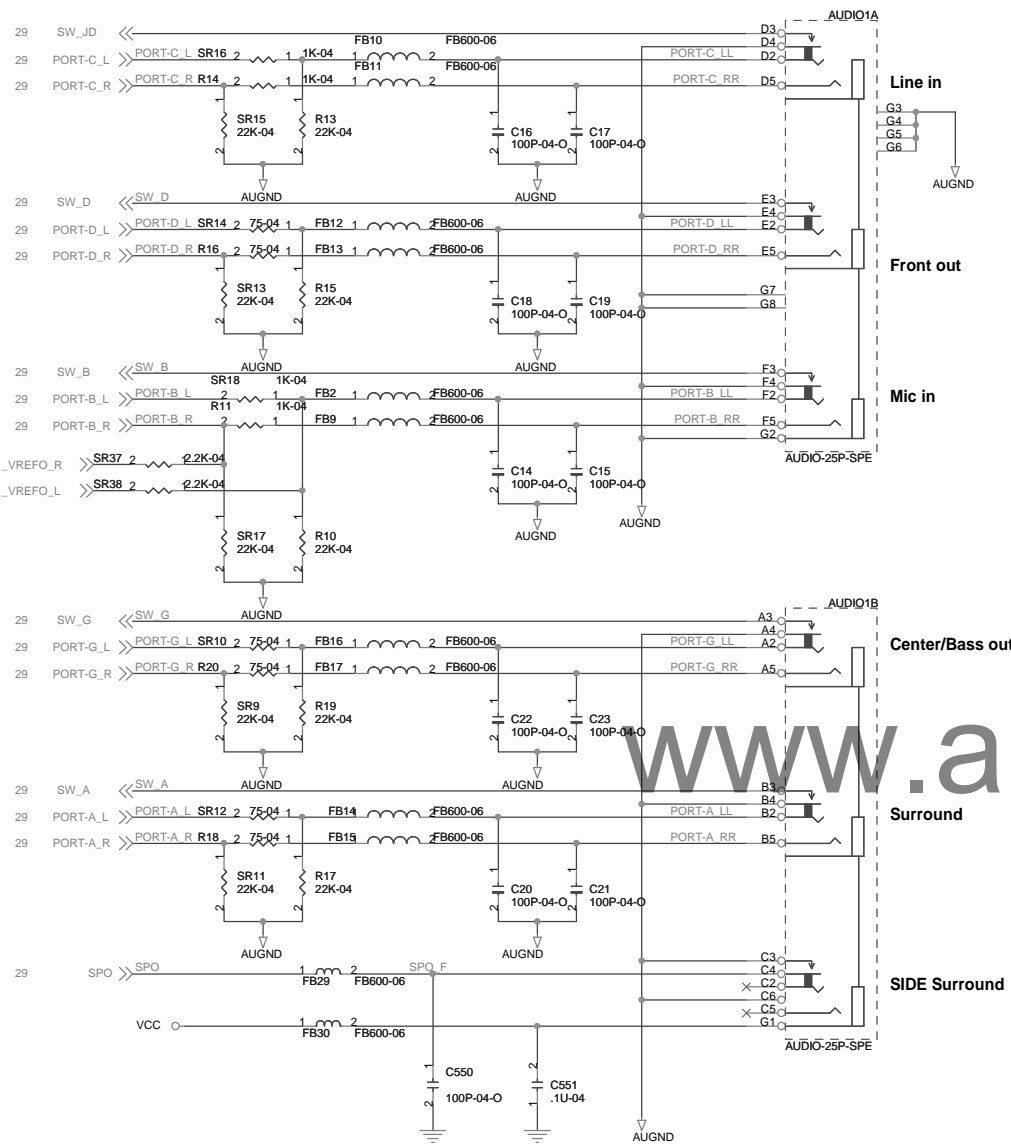
Resistors Networks



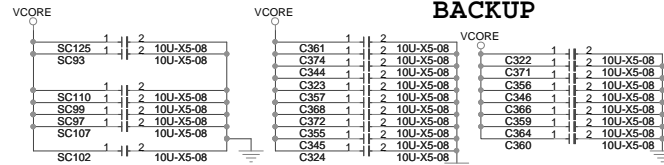
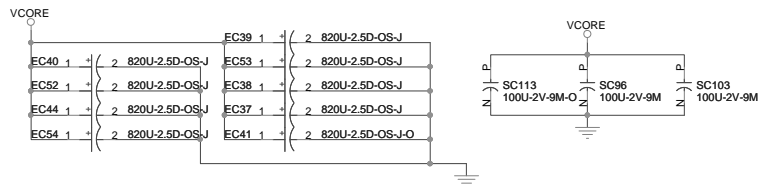
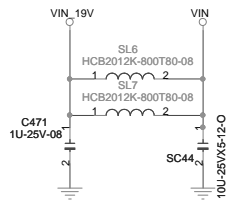
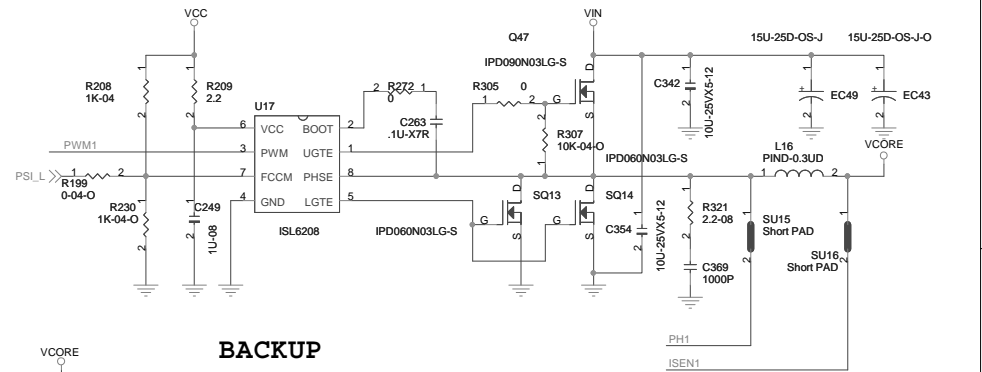
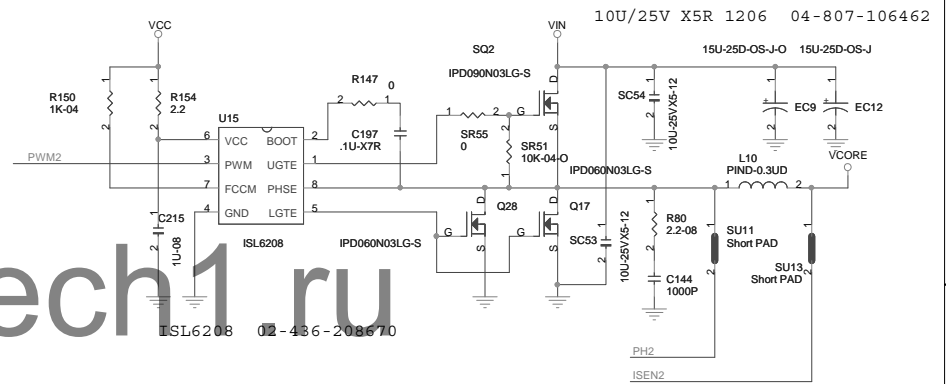
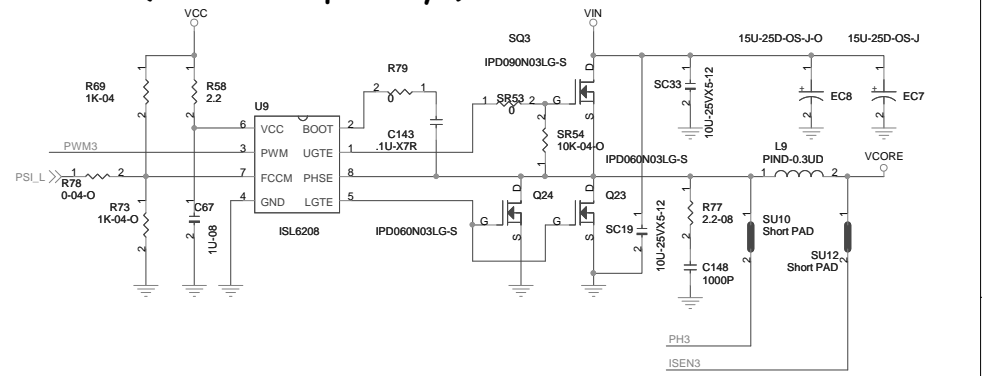
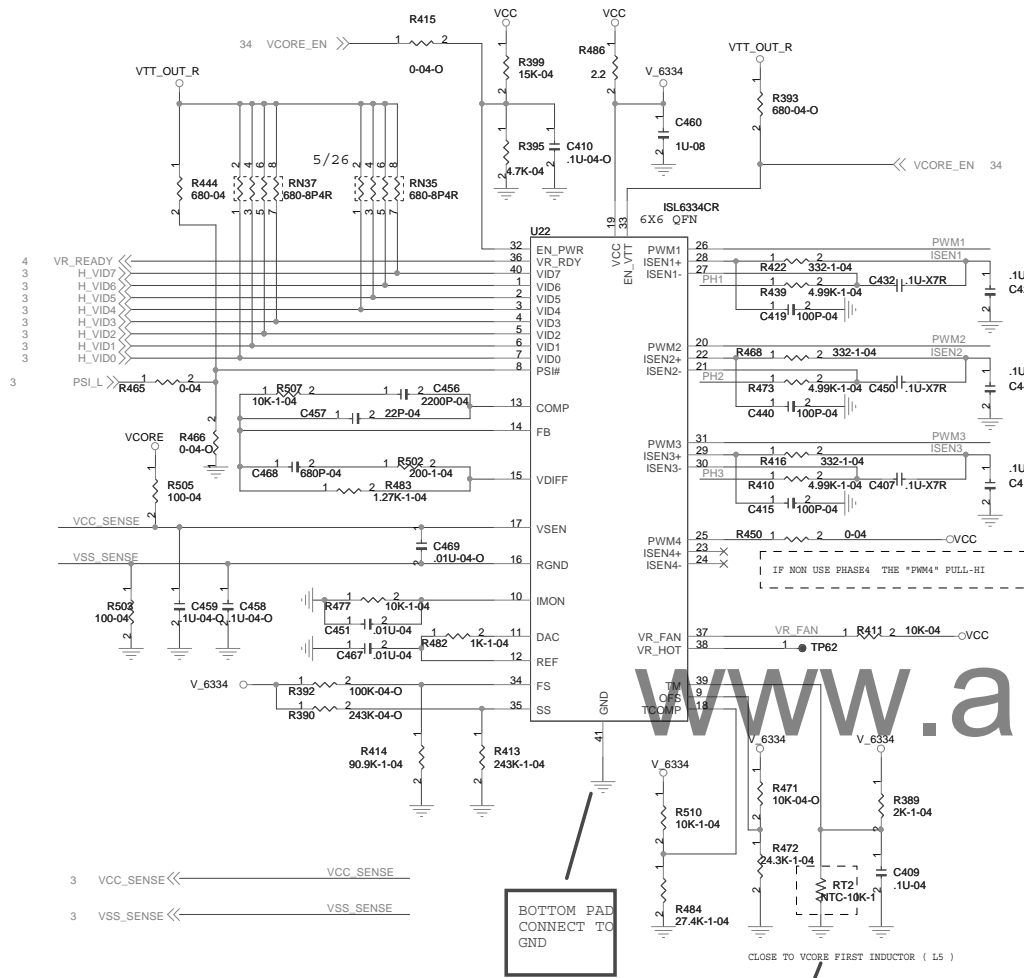
Audio CODEC(ALC888S)

Size Custom Document Number **G43T-3L** Rev 1.0

Date: Monday, April 27, 2009 Sheet 29 of 37



ISL6334CR FOR VRD11.1 POWER CKT (Low frequency)



04-807-106192 (10U-X5R-08-K)

BACKUP

03-050-760363 (IPD060N03LG)

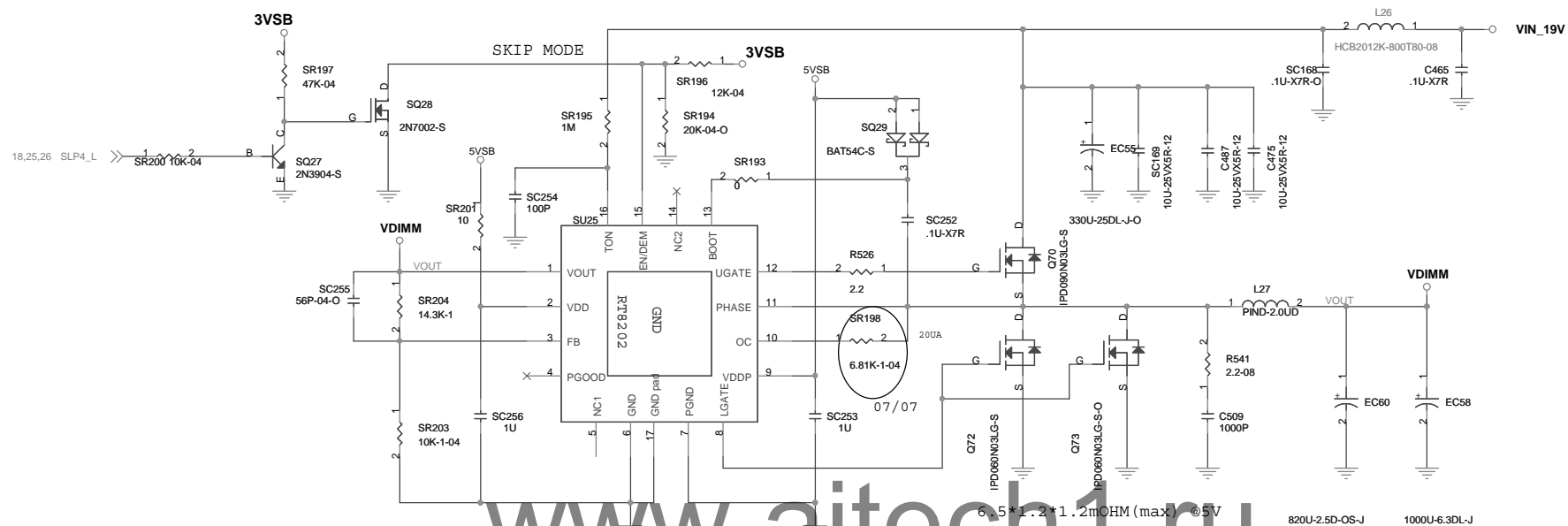


Elitegroup Computer Systems

Title	<i>ISL6334 CPU VCORE</i>
-------	---------------------------------

Size Custom	Document Number <i>G43T-3L</i>
----------------	--

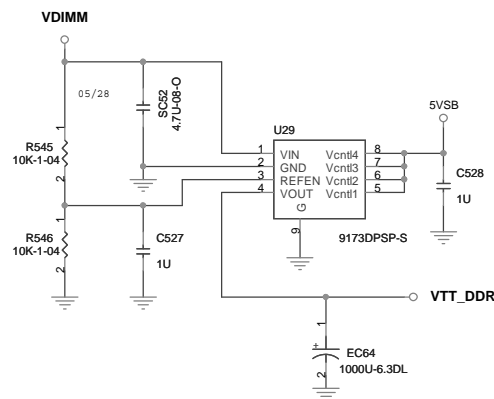
Rev	
1.0.	



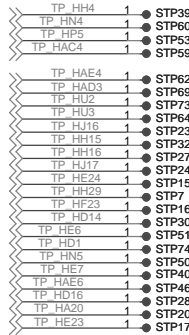
www.aitech1.ru

$$1.515V = 0.75V * (1 + 10.2K / 10K) 10a$$

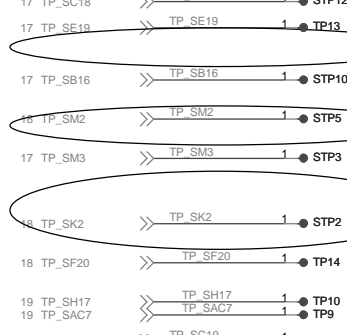
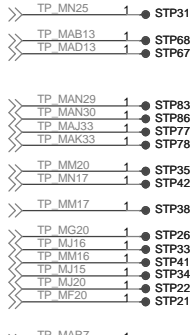
$$1.830V = 0.75V * (1 + 14.7K / 10.2K)$$



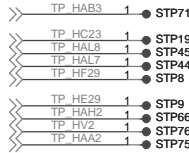
3 TP_HH4
3 TP_HN4
3 TP_HP5
3 TP_HAC4



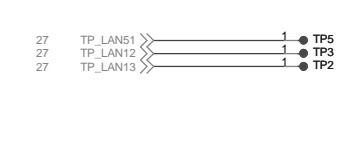
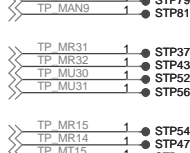
7 TP_MN25
7 TP_MAB13
7 TP_MAD13



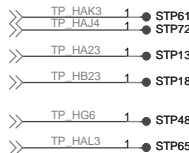
3 TP_HAB3
3 TP_HC23
3 TP_HAL8
3 TP_HAL7
3 TP_HF29



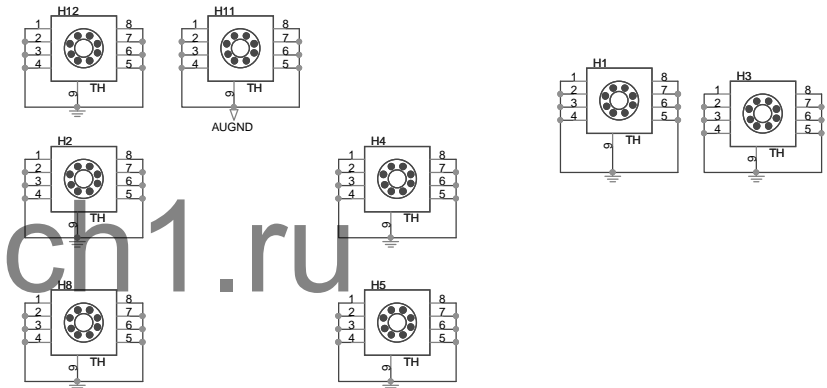
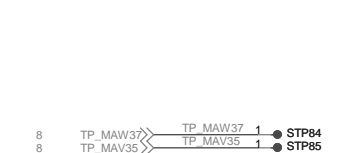
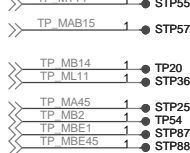
9 TP_MAR7
9 TP_MAN10
9 TP_MAN11
9 TP_MAN9



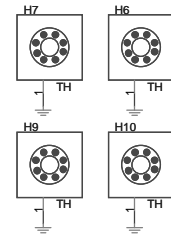
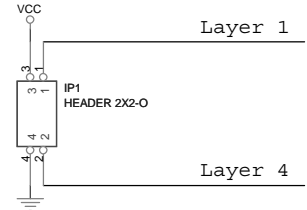
4 TP_HAK3
4 TP_HAJ4
3 TP_HA23
3 TP_HB23



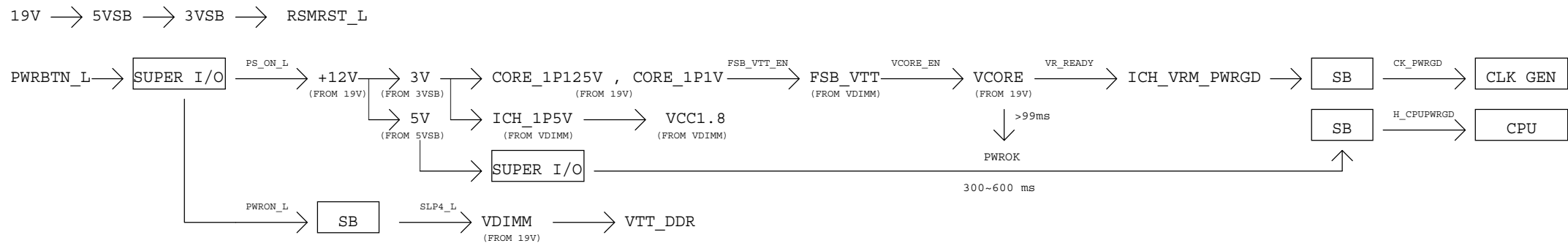
9 TP_MAR7
9 TP_MAN10
9 TP_MAN11
9 TP_MAN9




不上件



1080 : trace width 4 mil 50 ohm
Trace Length 3150 mils
Spacing: 1.clearance to itself 50/4/50(S:W:S)
2.clearance to other signal 3W



www.aitech1.ru

 Elitegroup Computer Systems			
Title			
POWER SEQUENCE			
Size	Document Number		Rev
Custom	G43T-3L		1.0.
Date:	Monday, April 27, 2009	Sheet	37 of 37